



Large Sizes 2024

APPLICATIONS >

SURFACE RANGE >

IMAGE GALLERY >

PRODUCT RANGE >

SLABS FOR
COUNTERTOPS
& FURNITURE >

RANGE SUMMARY >

TECHNICAL
SPECIFICATIONS >

atlas concorde

A system of indoor and outdoor surfaces: floors, walls and decors.

Floor Wall Decors Outdoor Facades

atlasPLAN

Large slabs for kitchen countertops, tables and for furnishings.

Slabs for countertops and furniture


atlas concorde habitat

Furniture in combination with Atlas Concorde surfaces.

Bathroom furniture Tables

Three brands, **one space.**

Index

↔ Applications

↔ Surface Range

- ↔ MARBLE LOOK
- ↔ CONCRETE & RESIN LOOK
- ↔ STONE LOOK
- ↔ COLOR LOOK
- ↔ METAL LOOK
- ↔ WOOD LOOK

↔ Image Gallery

- ↔ MARBLE LOOK
- ↔ CONCRETE & RESIN LOOK
- ↔ STONE LOOK

↔ Product Range

- ↔ MARBLE LOOK
- ↔ CONCRETE & RESIN LOOK
- ↔ STONE LOOK
- ↔ COLOR LOOK
- ↔ BOOKMATCH
- ↔ KIT ENDLESS

↔ Slabs for Countertops & Furniture

↔ Range Summary

↔ Technical Specifications

Large sizes for any application



atlas concorde

Floor Wall Facades



120 x 278 cm \pm 6 mm
160 x 160 cm
120 x 120 cm

Floor Outdoor Facades



120 x 240 cm \pm 9 mm
120 x 120 cm

Outdoor




120 x 240 cm \pm 20 mm
120 x 120 cm

atlasPLAN

Slabs for countertops Slabs for furniture



162 x 324 cm* \pm 6 mm
160 x 320 cm



162 x 324 cm* \pm 12 mm



162 x 324 cm* \pm 20 mm
159 x 324 cm*

* Non-rectified slabs

INDEX



APPLICATIONS >

SURFACE RANGE >

IMAGE GALLERY >

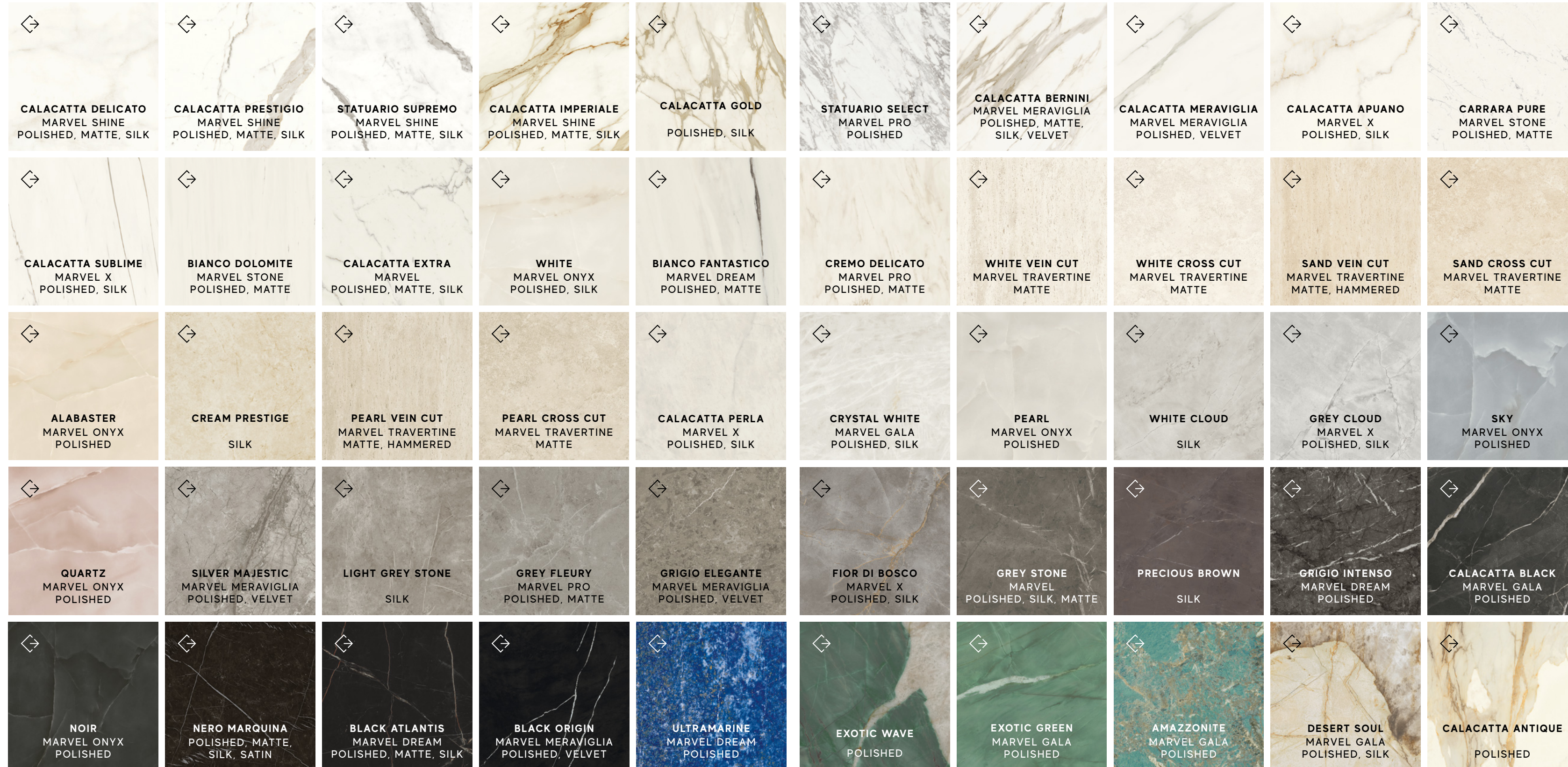
PRODUCT RANGE >

SLABS FOR
COUNTERTOPS
& FURNITURE >

RANGE SUMMARY >

TECHNICAL
SPECIFICATIONS >

Porcelain Tiles Marble Look



INDEX



APPLICATIONS



SURFACE RANGE



- MARBLE LOOK
- CONCRETE & RESIN LOOK**
- STONE LOOK
- COLOR LOOK
- METAL LOOK
- WOOD LOOK

IMAGE GALLERY



PRODUCT RANGE



SLABS FOR
COUNTERTOPS
& FURNITURE



RANGE SUMMARY





TECHNICAL
SPECIFICATIONS



Porcelain Tiles Concrete & Resin Look



INDEX 


APPLICATIONS 

SURFACE RANGE 


- MARBLE LOOK
- CONCRETE & RESIN LOOK**
- STONE LOOK
- COLOR LOOK
- METAL LOOK
- WOOD LOOK

IMAGE GALLERY 

PRODUCT RANGE 


SLABS FOR
COUNTERTOPS
& FURNITURE 

RANGE SUMMARY 

TECHNICAL
SPECIFICATIONS 

Porcelain Tiles Stone Look



INDEX 


APPLICATIONS 

SURFACE RANGE 


- MARBLE LOOK
- CONCRETE & RESIN LOOK
- STONE LOOK**
- COLOR LOOK
- METAL LOOK
- WOOD LOOK

IMAGE GALLERY 

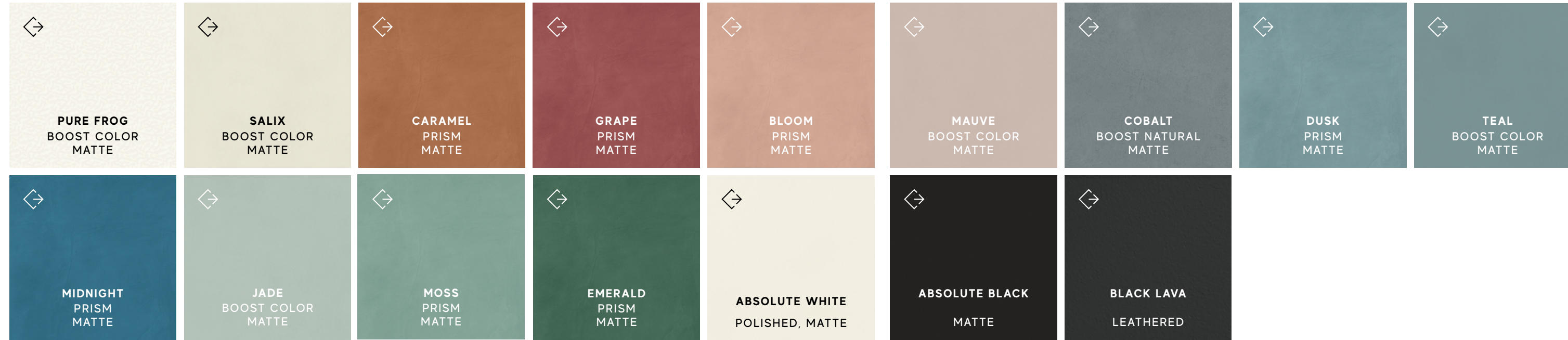
PRODUCT RANGE 

SLABS FOR
COUNTERTOPS
& FURNITURE 

RANGE SUMMARY 

TECHNICAL
SPECIFICATIONS 

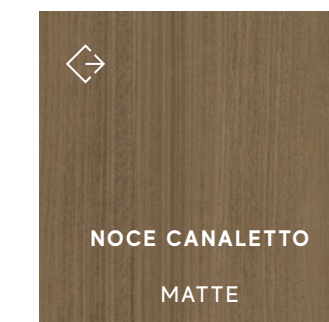
Porcelain Tiles Color Look





Porcelain Tiles Metal Look



Porcelain Tiles Wood Look



INDEX 


APPLICATIONS 


SURFACE RANGE 

- MARBLE LOOK
- CONCRETE & RESIN LOOK
- STONE LOOK
- COLOR LOOK
- METAL LOOK
- WOOD LOOK

IMAGE GALLERY 

PRODUCT RANGE 

SLABS FOR
COUNTERTOPS
& FURNITURE 

RANGE SUMMARY 



TECHNICAL
SPECIFICATIONS 



Image Gallery

- ↔ MARBLE LOOK
- ↔ CONCRETE & RESIN LOOK
- ↔ STONE LOOK


INDEX 


APPLICATIONS 

SURFACE RANGE 

IMAGE GALLERY 

MARBLE LOOK
CONCRETE & RESIN LOOK
STONE LOOK

PRODUCT RANGE 

SLABS FOR
COUNTERTOPS
& FURNITURE 

RANGE SUMMARY 

TECHNICAL
SPECIFICATIONS 



Marble Look

INDEX



APPLICATIONS >

SURFACE RANGE >

IMAGE GALLERY >

MARBLE LOOK
CONCRETE & RESIN LOOK
STONE LOOK

PRODUCT RANGE >

SLABS FOR
COUNTERTOPS
& FURNITURE >

RANGE SUMMARY >


TECHNICAL
SPECIFICATIONS >




FLOOR
Marvel Onyx White Polished
120x240 cm | 47¹/₄"x94¹/₂"

WALL
Marvel Onyx White Polished
120x278 cm | 47¹/₄"x109¹/₂"

COUNTERTOP | **Atlas Plan**
Onyx White Polished
162x324 cm | 63³/₄"x127¹/₂"

INDEX 


APPLICATIONS 

SURFACE RANGE 


IMAGE GALLERY 

MARBLE LOOK
CONCRETE & RESIN LOOK
STONE LOOK

PRODUCT RANGE 

SLABS FOR
COUNTERTOPS
& FURNITURE 

RANGE SUMMARY 

TECHNICAL
SPECIFICATIONS 



FLOOR
 < **Marvel Stone Bianco Dolomite Polished**
 120x278 cm | 47¹/₄"x109¹/₂"
 ^ **Marvel Shine Calacatta Prestigio Polished**
 120x120 cm | 47¹/₄"x47¹/₄"

WALL
 < **Marvel Stone Bianco Dolomite Polished**
 120x278 cm | 47¹/₄"x109¹/₂"
 ^ **Marvel Shine Calacatta Prestigio Polished**
 120x278 cm | 47¹/₄"x109¹/₂"

COUNTERTOP | **Atlas Plan**
Bianco Dolomite Polished
 162x324 cm | 63³/₄"x127¹/₂"

SINK & SHELF | **Atlas Concorde Habitat**
 Twin wall-mounted sink **Marvel Shine Calacatta Prestigio Polished**
 220x50x15 cm | 86⁵/₈"x19⁵/₈" x57⁵/₈"
 Shelf **Marvel Shine Calacatta Prestigio Polished**
 220x35x5 cm | 86⁵/₈"x13³/₄"x2"

INDEX



APPLICATIONS >

SURFACE RANGE >

IMAGE GALLERY >

MARBLE LOOK
 CONCRETE & RESIN LOOK
 STONE LOOK

PRODUCT RANGE >

SLABS FOR
 COUNTERTOPS
 & FURNITURE >

RANGE SUMMARY >

TECHNICAL
 SPECIFICATIONS

FLOOR
 Marvel
 120x278



FLOOR
Marvel Meraviglia Calacatta Meraviglia Polished
120x240 cm | 47 1/4" x 94 1/2"

WALL
Marvel Meraviglia Calacatta Meraviglia Polished
120x278 cm | 47 1/4" x 109 1/2"
Marvel Meraviglia Silver Majestic Polished
120x278 cm | 47 1/4" x 109 1/2"

SIDE TABLE | Atlas Concorde Habitat
Contatto Calacatta Meraviglia Silk
ø70 cm | 27 1/2"

COUNTERTOP | Atlas Plan
Calacatta Meraviglia Polished
162x324 cm | 63 3/4" x 127 1/2"

INDEX



APPLICATIONS



SURFACE RANGE



IMAGE GALLERY



MARBLE LOOK
CONCRETE & RESIN LOOK
STONE LOOK

PRODUCT RANGE



SLABS FOR
COUNTERTOPS
& FURNITURE



RANGE SUMMARY



TECHNICAL
SPECIFICATIONS





FLOOR
 ^ **Marvel Calacatta Extra Matte**
 120x278 cm | 47 1/4"x109 1/2"

> **Marvel Calacatta Extra Polished**
 120x278 cm | 47 1/4"x109 1/2"

WALL
Marvel Grey Stone Polished
 120x278 cm | 47 1/4"x109 1/2"

COUNTERTOP | **Atlas Plan Boost Smoke Matte**
 162x324 cm | 63 3/4"x127 1/2"
Calacatta Extra Lappato Lux
 162x324 cm | 63 3/4"x127 1/2"



INDEX



APPLICATIONS



SURFACE RANGE



IMAGE GALLERY



MARBLE LOOK
 CONCRETE & RESIN LOOK
 STONE LOOK

PRODUCT RANGE



SLABS FOR COUNTERTOPS & FURNITURE



RANGE SUMMARY



TECHNICAL SPECIFICATIONS





FLOOR
Marvel X Calacatta Sublime Silk
120x120 cm | 47¹/₄"x47¹/₄"

WALL
Marvel X Calacatta Sublime Silk
120x278 cm | 47¹/₄"x109¹/₂"
Marvel X Mosaico Hive Hex Polished
37,2x32,2 cm | 14⁵/₈"x12⁵/₈"
Boost Smoke Matte
120x278 cm | 47¹/₄"x109¹/₂"

INDEX



APPLICATIONS



SURFACE RANGE



IMAGE GALLERY



MARBLE LOOK
CONCRETE & RESIN LOOK
STONE LOOK

PRODUCT RANGE



SLABS FOR
COUNTERTOPS
& FURNITURE



RANGE SUMMARY



TECHNICAL
SPECIFICATIONS





FLOOR
Marvel Gala Calacatta Black Polished
 120x120 cm | 47¹/₄"x47¹/₄"

WALL
Marvel Gala Calacatta Black Polished
 120x278 cm | 47¹/₄"x109¹/₂"
Marvel Gala Crystal White Polished
 120x278 cm | 47¹/₄"x109¹/₂"

COUNTERTOP | Atlas Plan
Crystal White Polished
 159x324 cm | 62³/₄"x127¹/₂"

INDEX



APPLICATIONS >

SURFACE RANGE >

IMAGE GALLERY >

MARBLE LOOK
 CONCRETE & RESIN LOOK
 STONE LOOK

PRODUCT RANGE >

SLABS FOR COUNTERTOPS & FURNITURE >

RANGE SUMMARY >


TECHNICAL SPECIFICATIONS >




FLOOR
Marvel Meraviglia Grigio Elegante Velvet
120x120 cm | 47 1/4" x 47 1/4"

WALL
Marvel Meraviglia Calacatta Bernini Polished
120x278 cm | 47 1/4" x 109 1/2"
Marvel Meraviglia Grigio Elegante Polished
120x278 cm | 47 1/4" x 109 1/2"
Boost Balance White Matte
120x278 cm | 47 1/4" x 109 1/2"

SIDE TABLE | Atlas Concorde Habitat
Contatto Nero Marquina Polished
ø70 cm | 27 1/2"

INDEX 


APPLICATIONS 

SURFACE RANGE 


IMAGE GALLERY 

MARBLE LOOK
CONCRETE & RESIN LOOK
STONE LOOK

PRODUCT RANGE 

SLABS FOR
COUNTERTOPS
& FURNITURE 

RANGE SUMMARY 

TECHNICAL
SPECIFICATIONS 



FLOOR
 ^ **Marvel Meraviglia Grigio Elegante Polished**
 120x120 cm | 47 1/4"x47 1/4"

> **Marvel X Calacatta Perla Polished**
 120x120 cm | 47 1/4"x47 1/4"

WALL
 ^ **Marvel Meraviglia Grigio Elegante Polished**
 120x278 cm | 47 1/4"x109 1/2"

> **Marvel X Calacatta Perla Polished**
 120x278 cm | 47 1/4"x109 1/2"

SINK & SHELF | **Atlas Concorde Habitat**
 Twin wall-mounted sink **Marvel X Fior di Bosco Polished**
 220x50x15 cm | 86 5/8"x19 5/8"x5 7/8"

Shelf **Marvel X Fior di Bosco Polished**
 220x35x5 cm | 86 5/8"x13 3/4"x2"



INDEX



APPLICATIONS



SURFACE RANGE



IMAGE GALLERY



MARBLE LOOK
 CONCRETE & RESIN LOOK
 STONE LOOK

PRODUCT RANGE



SLABS FOR
 COUNTERTOPS
 & FURNITURE



RANGE SUMMARY



TECHNICAL
 SPECIFICATIONS





FLOOR
Marvel Travertine Sand Vein Cut Matte Sensitech
120x240 cm | 47 1/4"x94 1/2"

WALL
Marvel Travertine Sand Vein Cut Matte
120x278 cm | 47 1/4"x109 1/2"

COUNTERTOP | Atlas Plan
Travertino Sand Hammered
162x324 cm | 63 3/4"x127 1/2"

INDEX



APPLICATIONS



SURFACE RANGE



IMAGE GALLERY



MARBLE LOOK
CONCRETE & RESIN LOOK
STONE LOOK

PRODUCT RANGE



SLABS FOR
COUNTERTOPS
& FURNITURE



RANGE SUMMARY



TECHNICAL
SPECIFICATIONS





FLOOR
 ^ **Marvel Travertine Pearl Vein Cut Matte Sensitech**
 120x240 cm | 47¹/₄"x94¹/₂"

WALL
 ^ **Marvel Travertine Pearl Vein Cut Matte**
 120x278 cm | 47¹/₄"x109¹/₂"

SINK | **Atlas Concorde Habitat**
 Mastertop **Marvel Travertine Pearl Vein Cut Matte**
 180x50x12 cm | 70⁷/₈"x19⁵/₈"x4³/₄"

> **Marvel Travertine White Vein Cut Matte Sensitech**
 120x240 cm | 47¹/₄"x94¹/₂"

> **Marvel Travertine White Vein Cut Matte**
 120x278 cm | 47¹/₄"x109¹/₂"



INDEX



APPLICATIONS >

SURFACE RANGE >

IMAGE GALLERY >

MARBLE LOOK
 CONCRETE & RESIN LOOK
 STONE LOOK

PRODUCT RANGE >

SLABS FOR COUNTERTOPS & FURNITURE >


RANGE SUMMARY >


TECHNICAL SPECIFICATIONS >



FLOOR
Marvel Dream Bianco Fantastico Polished
120x278 cm | 47 1/4" x 109 1/2"

WALL
Marvel Dream Ultramarine Polished
120x278 cm | 47 1/4" x 109 1/2"
Marvel Dream Grigio Intenso Polished
120x278 cm | 47 1/4" x 109 1/2"
Marvel Dream Bianco Fantastico Polished
120x278 cm | 47 1/4" x 109 1/2"

INDEX 


APPLICATIONS 

SURFACE RANGE 


IMAGE GALLERY 

MARBLE LOOK
CONCRETE & RESIN LOOK
STONE LOOK

PRODUCT RANGE 

SLABS FOR
COUNTERTOPS
& FURNITURE 

RANGE SUMMARY 

TECHNICAL
SPECIFICATIONS 



FLOOR
 ^ **Marvel Dream Black Atlantis Polished**
 120x278 cm | 47 1/4" x 109 1/2"

> **Marvel Gala Crystal White Polished**
 120x120 cm | 47 1/4" x 47 1/4"
Boost White Grip
 120x120 cm | 47 1/4" x 47 1/4"

WALL
 ^ **Marvel Dream Bianco Fantastico Polished**
 120x278 cm | 47 1/4" x 109 1/2"
Marvel Dream Ultramarine Mosaico Line Polished
 26x30,5 cm | 10 1/4" x 12"

> **Marvel Gala Crystal White Polished**
 120x278 cm | 47 1/4" x 109 1/2"
Marvel Gala Amazonite Polished
 120x278 cm | 47 1/4" x 109 1/2"

FURNITURE
Marvel Gala Amazonite Polished
 120x278 cm | 47 1/4" x 109 1/2"



INDEX



APPLICATIONS



SURFACE RANGE



IMAGE GALLERY



MARBLE LOOK
 CONCRETE & RESIN LOOK
 STONE LOOK

PRODUCT RANGE



SLABS FOR
 COUNTERTOPS
 & FURNITURE



RANGE SUMMARY



TECHNICAL
 SPECIFICATIONS





FLOOR
Marvel X Fior di Bosco Polished
120x240 cm | 47 1/4"x94 1/2"

WALL
Marvel Gala Exotic Green Polished
120x278 cm | 47 1/4"x109 1/2"

COUNTERTOP | Atlas Plan
Exotic Green Polished
162x324 cm | 63 3/4"x127 1/2"

INDEX



APPLICATIONS >

SURFACE RANGE >

IMAGE GALLERY >

MARBLE LOOK
CONCRETE & RESIN LOOK
STONE LOOK

PRODUCT RANGE >

SLABS FOR
COUNTERTOPS
& FURNITURE >

RANGE SUMMARY >

TECHNICAL
SPECIFICATIONS >



FLOOR
 < **Marvel Calacatta Extra Polished**
 160x160 cm | 63"x63"

^ **Marvel X Calacatta Perla Polished**
 120x120 cm | 47 1/4"x47 1/4"

WALL
 < **Calacatta Extra Polished**
 160x320 cm | 63"x126"

INDEX



APPLICATIONS >

SURFACE RANGE >

IMAGE GALLERY >

MARBLE LOOK
 CONCRETE & RESIN LOOK
 STONE LOOK

PRODUCT RANGE >

SLABS FOR COUNTERTOPS & FURNITURE >

RANGE SUMMARY >

TECHNICAL SPECIFICATIONS >



FLOOR
Marvel Grey Stone Polished
120x120 cm | 47 1/4" x 47 1/4"

WALL
Marvel Calacatta Extra Polished
120x278 cm | 47 1/4" x 109 1/2"

FURNITURE
Marvel Grey Stone Polished
120x278 cm | 47 1/4" x 109 1/2"
Marvel Calacatta Extra Polished
120x278 cm | 47 1/4" x 109 1/2"

INDEX



APPLICATIONS



SURFACE RANGE



IMAGE GALLERY



MARBLE LOOK
CONCRETE & RESIN LOOK
STONE LOOK

PRODUCT RANGE



SLABS FOR
COUNTERTOPS
& FURNITURE



RANGE SUMMARY



TECHNICAL
SPECIFICATIONS





FLOOR

^ **Marvel Travertine Sand Vein Cut Matte**
120x240 cm | 47 1/4"x94 1/2"
Marvel Travertine White Vein Cut Matte
120x240 cm | 47 1/4"x94 1/2"

> **Marvel Pro Crema Delicato Polished**
160x160 cm | 63"x63"

WALL

^ **Marvel Travertine Sand Vein Cut Matte**
120x278 cm | 47 1/4"x109 1/2"
Marvel Travertine White Vein Cut Matte
120x278 cm | 47 1/4"x109 1/2"
Marvel Travertine Diamond White
60x60 cm | 23 5/8"x23 5/8"

> **Crema Delicato Polished**
160x320 cm | 63"x126"

FURNITURE

^ **Marvel Travertine Sand Vein Cut Matte**
120x278 cm | 47 1/4"x109 1/2"
Boost Natural Coral Matte
120x278 cm | 47 1/4"x109 1/2"

> **Crema Delicato Polished**
160x320 cm | 63"x126"



INDEX



APPLICATIONS >

SURFACE RANGE >

IMAGE GALLERY >

MARBLE LOOK
CONCRETE & RESIN LOOK
STONE LOOK

PRODUCT RANGE >

SLABS FOR
COUNTERTOPS
& FURNITURE >

RANGE SUMMARY >

TECHNICAL
SPECIFICATIONS >



FLOOR
Marvel Onyx Pearl Polished
120x240 cm | 47¹/₄"x94¹/₂"

WALL
Marvel Onyx Pearl Polished
120x278 cm | 47¹/₄"x109¹/₂"
Marvel Onyx Noir Polished
120x278 cm | 47¹/₄"x109¹/₂"
Marvel Onyx Sky Polished
120x278 cm | 47¹/₄"x109¹/₂"

DESK | Atlas Plan
Onyx White Polished
159x324 cm | 62³/₄"x127¹/₂"

INDEX



APPLICATIONS



SURFACE RANGE



IMAGE GALLERY



MARBLE LOOK
CONCRETE & RESIN LOOK
STONE LOOK

PRODUCT RANGE



SLABS FOR
COUNTERTOPS
& FURNITURE



RANGE SUMMARY



TECHNICAL
SPECIFICATIONS





WALL
 ^ **Marvel Onyx Pearl Polished**
 120x278 cm | 47¹/₄"x109¹/₂"
Marvel Onyx Noir Polished
 120x278 cm | 47¹/₄"x109¹/₂"

FLOOR
Marvel Onyx Pearl Polished
 120x240 cm | 47¹/₄"x94¹/₂"
 > **Marvel Onyx Sky Polished**
 120x278 cm | 47¹/₄"x109¹/₂"

SIDE TABLE | Atlas Concorde Habitat
Contatto Black Lava Leathered
 ø45 cm | 17³/₄"



INDEX



APPLICATIONS



SURFACE RANGE



IMAGE GALLERY



MARBLE LOOK
 CONCRETE & RESIN LOOK
 STONE LOOK

PRODUCT RANGE



SLABS FOR
 COUNTERTOPS
 & FURNITURE



RANGE SUMMARY



TECHNICAL
 SPECIFICATIONS





FLOOR
Marvel Pro Statuario Select Polished
120x278 cm | 47 1/4"x109 1/2"

WALL
Marvel Dream Black Atlantis Polished
120x278 cm | 47 1/4"x109 1/2"
Marvel Grey Stone Polished
120x278 cm | 47 1/4"x109 1/2"

FURNITURE
Marvel Grey Stone Polished
120x278 cm | 47 1/4"x109 1/2"

INDEX



APPLICATIONS



SURFACE RANGE



IMAGE GALLERY



MARBLE LOOK
CONCRETE & RESIN LOOK
STONE LOOK

PRODUCT RANGE



SLABS FOR
COUNTERTOPS
& FURNITURE



RANGE SUMMARY



TECHNICAL
SPECIFICATIONS





FLOOR
Marvel Meraviglia Silver Majestic Polished
 120x240 cm | 47¹/₄"x94¹/₂"

WALL
Marvel Meraviglia Silver Majestic Polished
 120x278 cm | 47¹/₄"x109¹/₂"
Marvel Meraviglia Black Origin Polished
 120x278 cm | 47¹/₄"x109¹/₂"
Marvel Meraviglia Silver Majestic Diamond Polished
 46,6x284,6 cm | 18³/₈"x112"

DESK
Black Origin Polished
 120x278 cm | 47¹/₄"x109¹/₂"

INDEX



APPLICATIONS



SURFACE RANGE



IMAGE GALLERY



MARBLE LOOK
 CONCRETE & RESIN LOOK
 STONE LOOK

PRODUCT RANGE



SLABS FOR
 COUNTERTOPS
 & FURNITURE



RANGE SUMMARY



TECHNICAL
 SPECIFICATIONS







FLOOR
Marvel Onyx Alabaster Polished
120x240 cm | 47 1/4"x94 1/2"
Marvel Onyx Noir Polished
120x240 cm | 47 1/4"x94 1/2"

WALL
Marvel Onyx Alabaster Polished
120x278 cm | 47 1/4"x109 1/2"
Marvel Onyx Noir Polished
120x278 cm | 47 1/4"x109 1/2"

DESK
Marvel Onyx Noir Polished
120x278 cm | 47 1/4"x109 1/2"

INDEX 


APPLICATIONS 

SURFACE RANGE 


IMAGE GALLERY 

MARBLE LOOK
CONCRETE & RESIN LOOK
STONE LOOK

PRODUCT RANGE 

SLABS FOR
COUNTERTOPS
& FURNITURE 

RANGE SUMMARY 

TECHNICAL
SPECIFICATIONS 



FLOOR
 < **Marvel Gala Exotic Green Polished**
 120x120 cm | 47¹/₄"x47¹/₄"
 ^ **Marvel Gala Calacatta Black Polished**
 120x120 cm | 47¹/₄"x47¹/₄"

WALL
 < **Marvel Gala Exotic Green Polished**
 120x278 cm | 47¹/₄"x109¹/₂"
 ^ **Marvel Gala Amazonite Polished**
 120x278 cm | 47¹/₄"x109¹/₂"

SINK & SHELF | **Atlas Concorde Habitat**
 Sit-on basin **Marvel Gala Crystal White Polished**
 65x50x15 cm | 25⁵/₈"x19⁵/₈"x5⁷/₈"
 Top **Marvel Gala Crystal White Polished**
 180x50x15 cm | 70⁷/₈"x19⁵/₈"x5⁷/₈"
 Shelf **Marvel Gala Crystal White Polished**
 180x35x5 cm | 70⁷/₈"x13¹/₄"x2"

INDEX



APPLICATIONS



SURFACE RANGE



IMAGE GALLERY



MARBLE LOOK
 CONCRETE & RESIN LOOK
 STONE LOOK

PRODUCT RANGE



SLABS FOR
 COUNTERTOPS
 & FURNITURE



RANGE SUMMARY




TECHNICAL
 SPECIFICATIONS





FLOOR
Marvel Dream Black Atlantis Polished
120x240 cm | 47¹/₄"x94¹/₂"

WALL
Marvel Dream Bianco Fantastico Polished
120x278 cm | 47¹/₄"x109¹/₂"
Marvel Dream Black Atlantis Polished
120x278 cm | 47¹/₄"x109¹/₂"

INDEX 

APPLICATIONS 



SURFACE RANGE 


IMAGE GALLERY 

MARBLE LOOK
CONCRETE & RESIN LOOK
STONE LOOK

PRODUCT RANGE 

SLABS FOR
COUNTERTOPS
& FURNITURE 

RANGE SUMMARY 

TECHNICAL
SPECIFICATIONS 



Concrete & Resin Look

INDEX



APPLICATIONS



SURFACE RANGE



IMAGE GALLERY



MARBLE LOOK

CONCRETE & RESIN LOOK

STONE LOOK

PRODUCT RANGE



SLABS FOR
COUNTERTOPS
& FURNITURE



RANGE SUMMARY



TECHNICAL
SPECIFICATIONS






FLOOR
Boost Balance Ash Velvet
120x120 cm | 47 1/4" x 47 1/4"


WALL
Boost Balance Ivory Matte
120x278 cm | 47 1/4" x 109 1/2"
Boost Balance Ash Matte
120x278 cm | 47 1/4" x 109 1/2"

DINING TABLE | Atlas Concorde Habitat
Incontro 75 Precious Brown Silk
100x240 cm | 39 3/8" x 94 1/2"

SIDE TABLE | Atlas Concorde Habitat
Contatto Precious Brown Silk
ø45 cm | 17 3/4"

FURNITURE | Atlas Plan
Precious Brown Silk
162x324 cm | 63 3/4" x 127 1/2"

INDEX 


APPLICATIONS 

SURFACE RANGE 


IMAGE GALLERY 

MARBLE LOOK
CONCRETE & RESIN LOOK
STONE LOOK

PRODUCT RANGE 

SLABS FOR
COUNTERTOPS
& FURNITURE 

RANGE SUMMARY 

TECHNICAL
SPECIFICATIONS 



FLOOR

Boost Natural Ecrú Matte Sensitech

120x120 cm | 47¹/₄"x47¹/₄"

Boost Natural Ecrú Outdoor Sensitech ± 20 mm

120x120 cm | 47¹/₄"x47¹/₄"

WALL

Boost Natural Umber Matte

120x278 cm | 47¹/₄"x109¹/₂"

FACADE

Boost Natural Umber Matte

120x278 cm | 47¹/₄"x109¹/₂"

INDEX



APPLICATIONS



SURFACE RANGE



IMAGE GALLERY



MARBLE LOOK

CONCRETE & RESIN LOOK

STONE LOOK

PRODUCT RANGE



SLABS FOR
COUNTERTOPS
& FURNITURE



RANGE SUMMARY




TECHNICAL
SPECIFICATIONS






FLOOR
Boost Natural Ash Matte Sensitech
120x120 cm | 47 1/4" x 47 1/4"

WALL
Boost Natural Ash Matte
120x278 cm | 47 1/4" x 109 1/2"
Boost Natural Ash Mosaico Rhombus Matte
36,7x33,8 cm | 14 1/2" x 13 1/4"

INDEX 


APPLICATIONS 

SURFACE RANGE 


IMAGE GALLERY 

MARBLE LOOK
CONCRETE & RESIN LOOK
STONE LOOK

PRODUCT RANGE 

SLABS FOR
COUNTERTOPS
& FURNITURE 

RANGE SUMMARY 

TECHNICAL
SPECIFICATIONS 



FLOOR
Boost Pro Clay Matte Sensitech
 120x120 cm | 47¹/₄"x47¹/₄"

WALL
 ^ **Boost Pro Paint Matte**
 120x278 cm | 47¹/₄"x109¹/₂"
 > **Boost Pro Grove Matte**
 120x278 cm | 47¹/₄"x109¹/₂"



INDEX



APPLICATIONS >

SURFACE RANGE >

IMAGE GALLERY >

MARBLE LOOK
 CONCRETE & RESIN LOOK
 STONE LOOK

PRODUCT RANGE >

SLABS FOR COUNTERTOPS & FURNITURE >

RANGE SUMMARY >

TECHNICAL SPECIFICATIONS >



FLOOR
Boost Balance Moon Matte Sensitech
120x120 cm | 47 1/4" x 47 1/4"

WALL
Boost Balance Pearl Matte
120x278 cm | 47 1/4" x 109 1/2"

SIDE TABLE | Atlas Concorde Habitat
Contatto Calacatta Meraviglia Silk
70x70 cm | 27 1/2" x 27 1/2"

INDEX



APPLICATIONS



SURFACE RANGE



IMAGE GALLERY



MARBLE LOOK
CONCRETE & RESIN LOOK
STONE LOOK

PRODUCT RANGE



SLABS FOR
COUNTERTOPS
& FURNITURE



RANGE SUMMARY



TECHNICAL
SPECIFICATIONS





FLOOR
 < **Boost Balance Moon Matte Sensitech**
 120x120 cm | 47¹/₄"x47¹/₄"

^ **Boost Balance Pearl Outdoor Sensitech** ± 20 mm
 120x120 cm | 47¹/₄"x47¹/₄"

WALL
Boost Balance Pearl Matte
 120x278 cm | 47¹/₄"x109¹/₂"

FACADE
Boost Balance Pearl Matte
 120x278 cm | 47¹/₄"x109¹/₂"

COUNTERTOP | **Atlas Plan Calacatta Meraviglia Silk**
 162x32 4 cm | 63³/₄"x127¹/₂"

INDEX



APPLICATIONS >

SURFACE RANGE >

IMAGE GALLERY >

MARBLE LOOK
 CONCRETE & RESIN LOOK
 STONE LOOK

PRODUCT RANGE >


SLABS FOR COUNTERTOPS & FURNITURE >


RANGE SUMMARY >

TECHNICAL SPECIFICATIONS >



FLOOR
Boost White Outdoor Sensitech ± 20 mm
120x120 cm | 47 1/4" x 47 1/4"

INDEX 


APPLICATIONS 

SURFACE RANGE 


IMAGE GALLERY 

MARBLE LOOK
CONCRETE & RESIN LOOK
STONE LOOK

PRODUCT RANGE 

SLABS FOR
COUNTERTOPS
& FURNITURE 

RANGE SUMMARY 

TECHNICAL
SPECIFICATIONS 



INDOOR FLOOR
Boost White Matte
 120x278 cm | 47¹/₄"x109¹/₂"

OUTDOOR FLOOR
Boost White Outdoor Sensitech ± 20 mm
 120x120 cm | 47¹/₄"x47¹/₄"

COUNTERTOP | **Atlas Plan**
Boost White Matte
 162x324 cm | 63³/₄"x127¹/₂"



INDEX



APPLICATIONS >

SURFACE RANGE >

IMAGE GALLERY >

MARBLE LOOK
 CONCRETE & RESIN LOOK
 STONE LOOK

PRODUCT RANGE >

SLABS FOR COUNTERTOPS & FURNITURE >

RANGE SUMMARY >


TECHNICAL SPECIFICATIONS >




FLOOR
Boost Smoke Matte
120x278 cm | 47 1/4"x109 1/2"

WALL
Boost Smoke Matte
120x278 cm | 47 1/4"x109 1/2"

COUNTERTOP | Atlas Plan
Absolute Black Matte
162x324 cm | 63 3/4"x127 1/2"


INDEX 


APPLICATIONS 

SURFACE RANGE 

IMAGE GALLERY 

MARBLE LOOK
CONCRETE & RESIN LOOK
STONE LOOK

PRODUCT RANGE 

SLABS FOR
COUNTERTOPS
& FURNITURE 

RANGE SUMMARY 

TECHNICAL
SPECIFICATIONS 



FLOOR
 < **Boost Balance White Matte Sensitech**
 120x120 cm | 47¹/₄"x47¹/₄"
Boost Balance White Grip Sensitech
 120x120 cm | 47¹/₄"x47¹/₄"
 ^ **Boost Balance Pearl Matte Sensitech**
 120x120 cm | 47¹/₄"x47¹/₄"

WALL
 < **Boost Balance Pearl Matte**
 120x278 cm | 47¹/₄"x109¹/₂"
Boost Balance Pearl Mosaico Lock Matte Sensitech
 37,4x50,5 cm | 14³/₄"x19⁷/₈"
 ^ **Boost Balance Grey Matte**
 120x278 cm | 47¹/₄"x109¹/₂"
Boost Balance Grey Mosaico Strings Matte Sensitech
 60x120 cm | 23⁵/₈"x47¹/₄"

DINING TABLE | Atlas Concorde Habitat
 ^ **Incontro 75 Nero Marquina Polished**
 100x180 cm | 39³/₈"x70⁷/₈"
 SIDE TABLE | Atlas Concorde Habitat
 ^ **Contatto Nero Marquina Polished**
 70x70 cm | 27¹/₂"x27¹/₂"

INDEX



APPLICATIONS >

SURFACE RANGE >

IMAGE GALLERY >

MARBLE LOOK
 CONCRETE & RESIN LOOK
 STONE LOOK

PRODUCT RANGE >

SLABS FOR
 COUNTERTOPS
 & FURNITURE >

RANGE SUMMARY >

TECHNICAL
 SPECIFICATIONS >



FLOOR
Boost Balance Pearl Outdoor Sensitech ± 20 mm
120x120 cm | 47 1/4" x 47 1/4"

INDEX



APPLICATIONS >

SURFACE RANGE >

IMAGE GALLERY >

MARBLE LOOK
CONCRETE & RESIN LOOK
STONE LOOK

PRODUCT RANGE >

SLABS FOR
COUNTERTOPS
& FURNITURE >

RANGE SUMMARY >

TECHNICAL
SPECIFICATIONS >



FLOOR
 ^ **Prism Suede Silk**
 120x120 cm | 47 1/4" x 47 1/4"
 > **Boost Balance Pearl Outdoor Sensitech** ± 20 mm
 120x120 cm | 47 1/4" x 47 1/4"

WALL
 ^ **Prism Cord Matte**
 120x278 cm | 47 1/4" x 109 1/2"
Prism Cotton Matte
 120x278 cm | 47 1/4" x 109 1/2"
Prism Emerald Matte
 120x278 cm | 47 1/4" x 109 1/2"
Prism Brush Matte
 120x278 cm | 47 1/4" x 109 1/2"

FACADE
 > **Boost Balance Pearl Matte**
 120x278 cm | 47 1/4" x 109 1/2"



INDEX



APPLICATIONS >

SURFACE RANGE >

IMAGE GALLERY >

MARBLE LOOK
 CONCRETE & RESIN LOOK
 STONE LOOK

PRODUCT RANGE >

SLABS FOR
 COUNTERTOPS
 & FURNITURE >

RANGE SUMMARY >


TECHNICAL
 SPECIFICATIONS >




FLOOR
Boost Pro Clay Matte
160x160 cm | 63"x63"

WALL
Boost Pro Taupe Matte
160x320 cm | 63"x126"

FURNITURE
Boost White Matte
120x278 cm | 47 1/4"x109 1/2"

INDEX 


APPLICATIONS 

SURFACE RANGE 


IMAGE GALLERY 

MARBLE LOOK
CONCRETE & RESIN LOOK
STONE LOOK

PRODUCT RANGE 

SLABS FOR
COUNTERTOPS
& FURNITURE 

RANGE SUMMARY 

TECHNICAL
SPECIFICATIONS 



FLOOR
 < **Boost Pro Clay Matte**
 160x160 cm | 63"x63"

^ **Boost Pro Clay Matte Sensitech**
 120x120 cm | 47 1/4"x47 1/4"

WALL
 < **Boost Pro Taupe Matte**
 160x320 cm | 63"x126"

^ **Boost Pro Tobacco Matte**
 120x278 cm | 47 1/4"x109 1/2"
Boost Pro Grove Matte
 120x278 cm | 47 1/4"x109 1/2"

INDEX



APPLICATIONS >

SURFACE RANGE >

IMAGE GALLERY >

MARBLE LOOK
 CONCRETE & RESIN LOOK
 STONE LOOK

PRODUCT RANGE >

SLABS FOR COUNTERTOPS & FURNITURE >

RANGE SUMMARY >

TECHNICAL SPECIFICATIONS >



FLOOR
Boost Natural Coral Matte Sensitech
120x120 cm | 47 1/4" x 47 1/4"

WALL
Boost Natural Coral Matte
120x278 cm | 47 1/4" x 109 1/2"
Boost Stone Ivory Matte
120x278 cm | 47 1/4" x 109 1/2"

FURNITURE
Boost Stone Ivory Matte
120x278 cm | 47 1/4" x 109 1/2"

INDEX



APPLICATIONS



SURFACE RANGE



IMAGE GALLERY



MARBLE LOOK
CONCRETE & RESIN LOOK
STONE LOOK

PRODUCT RANGE



SLABS FOR
COUNTERTOPS
& FURNITURE



RANGE SUMMARY



TECHNICAL
SPECIFICATIONS







FLOOR
Boost Natural Cobalt Matte Sensitech
 120x120 cm | 47 1/4" x 47 1/4"
Boost Natural Coal Matte Sensitech
 120x120 cm | 47 1/4" x 47 1/4"

WALL
Boost Natural Ash Matte
 120x278 cm | 47 1/4" x 109 1/2"
Boost Natural Cobalt Matte
 120x278 cm | 47 1/4" x 109 1/2"



INDEX 


APPLICATIONS 

SURFACE RANGE 


IMAGE GALLERY 

MARBLE LOOK
 CONCRETE & RESIN LOOK
 STONE LOOK

PRODUCT RANGE 

SLABS FOR COUNTERTOPS & FURNITURE 

RANGE SUMMARY 

TECHNICAL SPECIFICATIONS 



FLOOR
Boost Balance Pure Matte Sensitech
120x120 cm | 47 1/4" x 47 1/4"

WALL
Boost Balance Pearl Matte
120x278 cm | 47 1/4" x 109 1/2"
Boost Balance Pure Matte
120x278 cm | 47 1/4" x 109 1/2"
Boost Balance Smoke Matte
120x278 cm | 47 1/4" x 109 1/2"

FURNITURE
Boost Balance Pure Matte
120x278 cm | 47 1/4" x 109 1/2"

INDEX



APPLICATIONS



SURFACE RANGE



IMAGE GALLERY



MARBLE LOOK
CONCRETE & RESIN LOOK
STONE LOOK

PRODUCT RANGE



SLABS FOR
COUNTERTOPS
& FURNITURE



RANGE SUMMARY



TECHNICAL
SPECIFICATIONS





FLOOR
 < Prism Cotton Matte Sensitech
 120x120 cm | 47 1/4" x 47 1/4"
 ^ Prism Suede Matte Sensitech
 120x120 cm | 47 1/4" x 47 1/4"

WALL
 < Prism Cotton Matte
 120x278 cm | 47 1/4" x 109 1/2"
 Prism Suede Matte
 120x278 cm | 47 1/4" x 109 1/2"
 Prism Bloom Matte
 120x278 cm | 47 1/4" x 109 1/2"

FACADE
 ^ Boost Balance Grey Outdoor Sensitech ± 20 mm
 120x120 cm | 47 1/4" x 47 1/4"

FURNITURE
 < Prism Bloom Matte
 120x278 cm | 47 1/4" x 109 1/2"
 Prism Caramel Matte
 120x278 cm | 47 1/4" x 109 1/2"

INDEX



APPLICATIONS >

SURFACE RANGE >

IMAGE GALLERY >

MARBLE LOOK
 CONCRETE & RESIN LOOK
 STONE LOOK

PRODUCT RANGE >

SLABS FOR
 COUNTERTOPS
 & FURNITURE >

RANGE SUMMARY >

TECHNICAL
 SPECIFICATIONS >



INDEX



APPLICATIONS >

SURFACE RANGE >

IMAGE GALLERY >

MARBLE LOOK
 CONCRETE & RESIN LOOK
 STONE LOOK

PRODUCT RANGE >

SLABS FOR COUNTERTOPS & FURNITURE >

RANGE SUMMARY >

TECHNICAL SPECIFICATIONS >



FLOOR
 ^ **Boost Pearl Matte Sensitech**
 120x120 cm | 47¹/₄"x47¹/₄"

> **Boost Balance Grey Matte Sensitech**
 120x120 cm | 47¹/₄"x47¹/₄"

WALL
 ^ **Boost Smoke Matte**
 120x278 cm | 47¹/₄"x109¹/₂"

> **Boost Balance Grey Matte**
 120x278 cm | 47¹/₄"x109¹/₂"
 > **Boost Balance Tarmac Matte**
 120x278 cm | 47¹/₄"x109¹/₂"

SINK | **Atlas Concorde Habitat**
 Sit-on basin **Boost White Matte**
 65x50x15 cm | 25⁵/₈"x19⁵/₈"x5⁷/₈"
 Top **Boost White Matte**
 120x50x15 cm | 47¹/₄"x19⁵/₈"x5⁷/₈"

DESK | **Atlas Plan**
Calacatta Meraviglia Silk
 162x324 cm | 63³/₄"x127¹/₂"



INDEX



APPLICATIONS



SURFACE RANGE



IMAGE GALLERY



MARBLE LOOK
 CONCRETE & RESIN LOOK
 STONE LOOK

PRODUCT RANGE



SLABS FOR
 COUNTERTOPS
 & FURNITURE



RANGE SUMMARY



TECHNICAL
 SPECIFICATIONS





Stone Look

INDEX



APPLICATIONS



SURFACE RANGE



IMAGE GALLERY



MARBLE LOOK
CONCRETE & RESIN LOOK
STONE LOOK

PRODUCT RANGE



SLABS FOR
COUNTERTOPS
& FURNITURE



RANGE SUMMARY



TECHNICAL
SPECIFICATIONS





FLOOR
Boost Mineral White Outdoor Sensitech \pm 20 mm
120x120 cm | 47¹/₄"x47¹/₄"

WALL
Boost Mineral White Brick
30x60 cm | 11³/₄"x23⁵/₈"

INDEX



APPLICATIONS



SURFACE RANGE



IMAGE GALLERY



MARBLE LOOK
CONCRETE & RESIN LOOK
STONE LOOK

PRODUCT RANGE



SLABS FOR
COUNTERTOPS
& FURNITURE



RANGE SUMMARY



TECHNICAL
SPECIFICATIONS





FLOOR

- < **Boost Mineral White Matte Sensitech**
120x120 cm | 47 1/4" x 47 1/4"
- Boost Mineral White Outdoor Sensitech** ± 20 mm
120x120 cm | 47 1/4" x 47 1/4"
- ^ **Boost Mineral White Elegant Matte Sensitech**
120x240 cm | 47 1/4" x 94 1/2"

WALL

- ^ **Boost Mineral White Elegant Matte**
120x278 cm | 47 1/4" x 109 1/2"
- Boost Pro Clay Matte**
120x278 cm | 47 1/4" x 109 1/2"

INDEX



APPLICATIONS >

SURFACE RANGE >

IMAGE GALLERY >

MARBLE LOOK
CONCRETE & RESIN LOOK
STONE LOOK

PRODUCT RANGE >

SLABS FOR
COUNTERTOPS
& FURNITURE >

RANGE SUMMARY >


TECHNICAL
SPECIFICATIONS >




FLOOR
Boost Mineral Pearl Elegant Matte Sensitech
120x240 cm | 47 1/4" x 94 1/2"
Boost Mineral Pearl Grip Sensitech
60x120 cm | 23 5/8" x 47 1/4"

WALL
Boost Mineral Pearl Elegant Matte
120x278 cm | 47 1/4" x 109 1/2"
Boost White Matte
120x278 cm | 47 1/4" x 109 1/2"

COUNTERTOP | Atlas Plan
Boost Mineral Grey Hammered
162x324 cm | 63 3/4" x 127 1/2"

INDEX 


APPLICATIONS 

SURFACE RANGE 


IMAGE GALLERY 

MARBLE LOOK
CONCRETE & RESIN LOOK
STONE LOOK

PRODUCT RANGE 

SLABS FOR
COUNTERTOPS
& FURNITURE 

RANGE SUMMARY 

TECHNICAL
SPECIFICATIONS 



FLOOR
Boost Mix Pearl Matte Sensitech
 120x120 cm | 47¹/₄"x47¹/₄"
 > **Entice Copper Oak Natural Grip**
 20x120 cm | 77⁷/₈"x47¹/₄"

WALL
Boost Mix Pearl Matte
 120x278 cm | 47¹/₄"x109¹/₂"

SINK | Atlas Concorde Habitat
 Mastertop **Boost Mix Pearl Matte**
 180x50x12 cm | 70⁷/₈"x19⁵/₈"x4³/₄"



INDEX



APPLICATIONS



SURFACE RANGE



IMAGE GALLERY



MARBLE LOOK
 CONCRETE & RESIN LOOK
 STONE LOOK

PRODUCT RANGE



SLABS FOR
 COUNTERTOPS
 & FURNITURE



RANGE SUMMARY



TECHNICAL
 SPECIFICATIONS





FLOOR
Boost Stone Cream Outdoor Sensitech ∇ 20 mm
120x120 cm | 47 $\frac{1}{4}$ "x47 $\frac{1}{4}$ "

WALL
Boost Stone Ivory Matte
120x278 cm | 47 $\frac{1}{4}$ "x109 $\frac{1}{2}$ "

INDEX



APPLICATIONS



SURFACE RANGE



IMAGE GALLERY



MARBLE LOOK
CONCRETE & RESIN LOOK
STONE LOOK

PRODUCT RANGE



SLABS FOR
COUNTERTOPS
& FURNITURE



RANGE SUMMARY



TECHNICAL
SPECIFICATIONS





FLOOR

< **Boost Stone Cream Outdoor Sensitech** ± 20 mm
120x120 cm | 47¹/₄"x47¹/₄"

^ **Boost Natural Ecrú Matte Sensitech**
120x120 cm | 47¹/₄"x47¹/₄"

WALL

< **Boost Stone Ivory Matte**
120x278 cm | 47¹/₄"x109¹/₂"

^ **Boost Natural Ecrú Matte**
120x278 cm | 47¹/₄"x109¹/₂"

COUNTERTOP | **Atlas Plan**
Boost Stone Ivory Hammered
162x324 cm | 63³/₄"x127¹/₂"

INDEX



APPLICATIONS >

SURFACE RANGE >

IMAGE GALLERY >

MARBLE LOOK
CONCRETE & RESIN LOOK
STONE LOOK

PRODUCT RANGE >

SLABS FOR
COUNTERTOPS
& FURNITURE >

RANGE SUMMARY >

TECHNICAL
SPECIFICATIONS >



FLOOR
Lims Desert Matte Sensitech
120x120 cm | 47 1/4" x 47 1/4"

WALL
Lims Ivory Matte
120x278 cm | 47 1/4" x 109 1/2"
Lims Desert Matte
120x278 cm | 47 1/4" x 109 1/2"

FURNITURE
Lims Ivory Matte
120x278 cm | 47 1/4" x 109 1/2"

INDEX



APPLICATIONS >

SURFACE RANGE >

IMAGE GALLERY >

MARBLE LOOK
CONCRETE & RESIN LOOK
STONE LOOK

PRODUCT RANGE >

SLABS FOR COUNTERTOPS & FURNITURE >

RANGE SUMMARY >

TECHNICAL SPECIFICATIONS >



FLOOR

^ **Boost Mix Ivory Matte Sensitech**
120x120 cm | 47 1/4" x 47 1/4"

> **Boost Stone Taupe Matte Sensitech**
120x120 cm | 47 1/4" x 47 1/4"

WALL

^ **Boost Mix Ivory Matte**
120x278 cm | 47 1/4" x 109 1/2"
Boost Natural Ecreu Matte
120x278 cm | 47 1/4" x 109 1/2"

> **Boost Stone Ivory Matte**
120x278 cm | 47 1/4" x 109 1/2"
Boost Stone Clay Matte
120x278 cm | 47 1/4" x 109 1/2"

FURNITURE

Boost Natural Cobalt Matte
120x278 cm | 47 1/4" x 109 1/2"



INDEX



APPLICATIONS >

SURFACE RANGE >

IMAGE GALLERY >

MARBLE LOOK
CONCRETE & RESIN LOOK
STONE LOOK

PRODUCT RANGE >

SLABS FOR
COUNTERTOPS
& FURNITURE >

RANGE SUMMARY >

TECHNICAL
SPECIFICATIONS >



FLOOR
Boost Stone Tarmac Matte Sensitech
120x120 cm | 47 1/4" x 47 1/4"

WALL
Boost Stone Smoke Matte
120x278 cm | 47 1/4" x 109 1/2"
Boost Pearl Matte
120x278 cm | 47 1/4" x 109 1/2"

INDEX



APPLICATIONS >

SURFACE RANGE >

IMAGE GALLERY >

MARBLE LOOK
CONCRETE & RESIN LOOK
STONE LOOK

PRODUCT RANGE >

SLABS FOR
COUNTERTOPS
& FURNITURE >

RANGE SUMMARY >

TECHNICAL
SPECIFICATIONS >




FLOOR
 ^ **Boost Mineral Smoke Matte Sensitech**
 120x120 cm | 47 1/4" x 47 1/4"
Entice Copper Oak Natural Matte Sensitech
 18,5x150 cm | 7 1/4" x 59"

WALL
 ^ **Boost Mineral Smoke Elegant Matte**
 120x278 cm | 47 1/4" x 109 1/2"

> **Boost Stone Smoke Matte**
 120x278 cm | 47 1/4" x 109 1/2"
Boost Pearl Matte
 120x278 cm | 47 1/4" x 109 1/2"

^ **SINK & SHELF | Atlas Concorde Habitat**
 Twin wall-mounted sink **Boost Tarmac Matte**
 210x50x15 cm | 82 5/8" x 19 5/8" x 5 7/8"
 Shelf **Boost Tarmac Matte**
 210x35x5 cm | 82 5/8" x 13 3/4" x 2"




INDEX 


APPLICATIONS 

SURFACE RANGE 

IMAGE GALLERY 

MARBLE LOOK
 CONCRETE & RESIN LOOK
 STONE LOOK

PRODUCT RANGE 

SLABS FOR
 COUNTERTOPS
 & FURNITURE 

RANGE SUMMARY 

TECHNICAL
 SPECIFICATIONS 



FLOOR
Boost Mineral Grey Elegant Outdoor Sensitech 20 mm
120x240 cm | 47 1/4" x 94 1/2"

WALL
Boost Mineral Grey Elegant Matte Sensitech
120x240 cm | 47 1/4" x 94 1/2"

FURNITURE | Atlas Plan
Boost Mineral Grey Hammered
162x324 cm | 63 3/4" x 127 1/2"

INDEX



APPLICATIONS



SURFACE RANGE



IMAGE GALLERY



MARBLE LOOK
CONCRETE & RESIN LOOK
STONE LOOK

PRODUCT RANGE



SLABS FOR
COUNTERTOPS
& FURNITURE



RANGE SUMMARY



TECHNICAL
SPECIFICATIONS





FLOOR
Boost Mineral Tarmac Elegant Matte Sensitech
 120x240 cm | 47¹/₄"x94¹/₂"

WALL
Boost Mineral Tarmac Elegant Matte
 120x278 cm | 47¹/₄"x109¹/₂"

COUNTERTOP | **Atlas Plan**
Boost Mineral Grey Hammered
 162x324 cm | 63³/₄"x127¹/₂"

INDEX



APPLICATIONS >

SURFACE RANGE >

IMAGE GALLERY >

MARBLE LOOK
 CONCRETE & RESIN LOOK
 STONE LOOK

PRODUCT RANGE >

SLABS FOR COUNTERTOPS & FURNITURE >


RANGE SUMMARY >


TECHNICAL SPECIFICATIONS >




Product Range

- ⇄ MARBLE LOOK
- ⇄ CONCRETE & RESIN LOOK
- ⇄ STONE LOOK
- ⇄ COLOR LOOK
- ⇄ BOOKMATCH
- ⇄ KIT ENDLESS

INDEX 


APPLICATIONS 

SURFACE RANGE 

IMAGE GALLERY 

PRODUCT RANGE 

MARBLE LOOK
CONCRETE & RESIN LOOK
STONE LOOK
COLOR LOOK
BOOKMATCH
KIT ENDLESS


SLABS FOR
COUNTERTOPS
& FURNITURE 

RANGE SUMMARY 

TECHNICAL
SPECIFICATIONS 

MARVEL CALACATTA DELICATO

MARVEL SHINE Collection



Size	Thickness	Surface finish	Patterns*
PORCELAIN TILES - RECTIFIED MONOCALIBER			
120 x 278 cm 47 1/4" x 109 1/2"	± 6 mm	Polished	5
120 x 240 cm 47 1/4" x 94 1/2"	± 9 mm	Polished	9
120 x 120 cm 47 1/4" x 47 1/4"	± 9 mm	Polished Matte Sensitech	13 R10B
PORCELAIN SLAB - NOT RECTIFIED page 253			
162 x 324 cm 63 3/4" x 127 1/2"	± 12 mm	Silk	



V2 Slight Variation

*The various graphics of the product are distributed randomly in the boxes, without the possibility of choosing between the available patterns. Translations: page 292
Destinations of use pag 287

MARVEL CALACATTA PRESTIGIO

MARVEL SHINE Collection



Size	Thickness	Surface finish	Patterns*
PORCELAIN TILES - RECTIFIED MONOCALIBER			
160 x 320 cm ■ 63" x 126"	± 6 mm	Polished	4
160 x 160 cm 63" x 63"	± 6 mm	Polished	8
120 x 278 cm ▲■ 47 1/4" x 109 1/2"	± 6 mm	Polished Silk	4
120 x 240 cm 47 1/4" x 94 1/2"	± 9 mm	Polished	10
120 x 120 cm 47 1/4" x 47 1/4"	± 9 mm	Polished Matte Sensitech	17 R10B
PORCELAIN SLAB - NOT RECTIFIED page 253			
162 x 324 cm ▲ 63 3/4" x 127 1/2"	± 12 mm	Silk	



V2 Slight Variation

Available also

■ **Kit Endless** page 250
▲ **Bookmatch** page 248

Sensitech P.288

INDEX



APPLICATIONS



SURFACE RANGE



IMAGE GALLERY




PRODUCT RANGE



MARBLE LOOK
CONCRETE & RESIN LOOK
STONE LOOK
COLOR LOOK
BOOKMATCH
KIT ENDLESS

SLABS FOR
COUNTERTOPS
& FURNITURE



RANGE SUMMARY



TECHNICAL
SPECIFICATIONS



MARVEL STATUARIO SUPREMO

MARVEL SHINE Collection



Size	Thickness	Surface finish	Patterns*
PORCELAIN TILES - RECTIFIED MONOCALIBER			
160 x 320 cm ■ 63" x 126"	± 6 mm	Polished	5
160 x 160 cm ■ 63" x 63"	± 6 mm	Polished	10
120 x 278 cm ▲■ 47 1/4" x 109 1/2"	± 6 mm	Polished Silk	5
120 x 240 cm ■ 47 1/4" x 94 1/2"	± 9 mm	Polished	9
120 x 120 cm ■ 47 1/4" x 47 1/4"	± 9 mm	Polished Matte Sensitech	18 R10B
PORCELAIN SLAB - NOT RECTIFIED page 253			
162 x 324 cm ■ 63 3/4" x 127 1/2"	± 12 mm	Polished, Silk Satin	
159 x 324 cm ■ 62 3/4" x 127 1/2"	± 20 mm	Polished Matte	



V2 Slight
Variation

*The various graphics of the product are distributed randomly in the boxes, without the possibility of choosing between the available patterns. Translations: page 292
Destinations of use pag 287

MARVEL CALACATTA IMPERIALE

MARVEL SHINE Collection



Size	Thickness	Surface finish	Patterns*
PORCELAIN TILES - RECTIFIED MONOCALIBER			
160 x 320 cm ▲ 63" x 126"	± 6 mm	Silk	
120 x 278 cm ■ 47 1/4" x 109 1/2"	± 6 mm	Polished	5
120 x 240 cm ■ 47 1/4" x 94 1/2"	± 9 mm	Polished	9
120 x 120 cm ■ 47 1/4" x 47 1/4"	± 9 mm	Polished Matte Sensitech	18 R10B
PORCELAIN SLAB - NOT RECTIFIED page 253			
162 x 324 cm ▲ 63 3/4" x 127 1/2"	± 12 mm	Polished Silk	
159 x 324 cm ■ 62 3/4" x 127 1/2"	± 20 mm	Polished Matte	



V3 Moderate
Variation

Available also

- [Kit Endless](#) page 250
- ▲ [Bookmatch](#) page 248

Sensitech P.288

INDEX



APPLICATIONS



SURFACE RANGE



IMAGE GALLERY



PRODUCT RANGE



- MARBLE LOOK
- CONCRETE & RESIN LOOK
- STONE LOOK
- COLOR LOOK
- BOOKMATCH
- KIT ENDLESS

SLABS FOR
COUNTERTOPS
& FURNITURE



RANGE SUMMARY



TECHNICAL
SPECIFICATIONS



MARVEL STATUARIO SELECT

MARVEL PRO Collection



Size	Thickness	Surface finish	Patterns*
PORCELAIN TILES - RECTIFIED MONOCALIBER			
120 x 278 cm 47 1/4" x 109 1/2"	± 6 mm	Polished	10
120 x 240 cm 47 1/4" x 94 1/2"	± 9 mm	Polished	10
120 x 120 cm 47 1/4" x 47 1/4"	± 9 mm	Polished	20



V3 Moderate Variation

*The various graphics of the product are distributed randomly in the boxes, without the possibility of choosing between the available patterns. Translations: page 292
Destinations of use pag 287

MARVEL CALACATTA BERNINI

MARVEL MERAVIGLIA Collection



Size	Thickness	Surface finish	Patterns*
PORCELAIN TILES - RECTIFIED MONOCALIBER			
160 x 320 cm ▲ 63" x 126"	± 6 mm	Polished	4
120 x 278 cm ■ 47 1/4" x 109 1/2"	± 6 mm	Polished	4
120 x 240 cm 47 1/4" x 94 1/2"	± 9 mm	Polished	13
120 x 120 cm 47 1/4" x 47 1/4"	± 9 mm	Polished Velvet	13

PORCELAIN SLAB - NOT RECTIFIED

page 253

162 x 324 cm 63 3/4" x 127 1/2"	± 12 mm	Polished Silk	
159 x 324 cm 62 5/8" x 127 1/2"	± 20 mm	Polished Matte	



V2 Slight Variation

Available also

■ Kit Endless page 250
▲ Bookmatch page 248

Velvetech P.289

INDEX



APPLICATIONS



SURFACE RANGE



IMAGE GALLERY



PRODUCT RANGE



MARBLE LOOK
CONCRETE & RESIN LOOK
STONE LOOK
COLOR LOOK
BOOKMATCH
KIT ENDLESS

SLABS FOR
COUNTERTOPS
& FURNITURE



RANGE SUMMARY




TECHNICAL
SPECIFICATIONS



MARVEL CALACATTA MERAVIGLIA

MARVEL MERAVIGLIA Collection



Size	Thickness	Surface finish	Patterns*
PORCELAIN TILES - RECTIFIED MONOCALIBER			
160 x 320 cm [▲] ■ 63" x 126"	± 6 mm	Polished Matte	4
120 x 278 cm ■ 47 1/4" x 109 1/2"	± 6 mm	Polished	4
120 x 240 cm 47 1/4" x 94 1/2"	± 9 mm	Polished	13
120 x 120 cm 47 1/4" x 47 1/4"	± 9 mm	Polished Velvet	13

PORCELAIN SLAB - NOT RECTIFIED
page 253

162 x 324 cm 63 3/4" x 127 1/2"	± 12 mm	Polished Silk
------------------------------------	---------	------------------



V3 Moderate
Variation

*The various graphics of the product are distributed randomly in the boxes, without the possibility of choosing between the available patterns. Translations: page 292
Destinations of use pag 287

MARVEL CALACATTA APUANO

MARVEL X Collection



Size	Thickness	Surface finish	Patterns*
PORCELAIN TILES - RECTIFIED MONOCALIBER			
160 x 320 cm ■ 63" x 126"	± 6 mm	Polished	4
120 x 278 cm 47 1/4" x 109 1/2"	± 6 mm	Polished Silk	4
120 x 240 cm 47 1/4" x 94 1/2"	± 9 mm	Polished	9
120 x 120 cm 47 1/4" x 47 1/4"	± 9 mm	Polished Silk	13

PORCELAIN SLAB - NOT RECTIFIED
page 253

162 x 324 cm [▲] 63 3/4" x 127 1/2"	± 12 mm	Polished Silk
---	---------	------------------



V2 Slight
Variation

Available also

- Kit Endless page 250
- ▲ Bookmatch page 248

Velvetech P.289

INDEX



APPLICATIONS



SURFACE RANGE



IMAGE GALLERY



PRODUCT RANGE



MARBLE LOOK
CONCRETE & RESIN LOOK
STONE LOOK
COLOR LOOK
BOOKMATCH
KIT ENDLESS

SLABS FOR
COUNTERTOPS
& FURNITURE



RANGE SUMMARY



TECHNICAL
SPECIFICATIONS



MARVEL CARRARA PURE

MARVEL STONE Collection



Size	Thickness	Surface finish	Patterns*
PORCELAIN TILES - RECTIFIED MONOCALIBER			
120 x 278 cm 47 1/4" x 109 1/2"	± 6 mm	Polished Matte	6 R9A
120 x 240 cm 47 1/4" x 94 1/2"	± 9 mm	Polished	10
120 x 120 cm 47 1/4" x 47 1/4"	± 9 mm	Polished Matte Sensitech	20 R10B




V2 Slight
Variation

*The various graphics of the product are distributed randomly in the boxes, without the possibility of choosing between the available patterns. Translations: page 292
Destinations of use pag 287

MARVEL CALACATTA SUBLIME

MARVEL X Collection



Size	Thickness	Surface finish	Patterns*
PORCELAIN TILES - RECTIFIED MONOCALIBER			
120 x 278 cm ■ 47 1/4" x 109 1/2"	± 6 mm	Polished Silk	4
120 x 240 cm 47 1/4" x 94 1/2"	± 9 mm	Polished	13
120 x 120 cm 47 1/4" x 47 1/4"	± 9 mm	Polished Silk	21



V3 Moderate
Variation

Available also
■ Kit Endless page 250

Sensitech P.288

INDEX



APPLICATIONS



SURFACE RANGE



IMAGE GALLERY



PRODUCT RANGE



- MARBLE LOOK
- CONCRETE & RESIN LOOK
- STONE LOOK
- COLOR LOOK
- BOOKMATCH
- KIT ENDLESS

SLABS FOR
COUNTERTOPS
& FURNITURE



RANGE SUMMARY



TECHNICAL
SPECIFICATIONS



MARVEL BIANCO DOLOMITE

MARVEL STONE Collection



Size	Thickness	Surface finish	Patterns*
PORCELAIN TILES - RECTIFIED MONOCALIBER			
160 x 320 cm 63" x 126"	± 6 mm	Polished	4
160 x 160 cm 63" x 63"	± 6 mm	Polished	8
120 x 278 cm 47 1/4" x 109 1/2"	± 6 mm	Polished Matte	10 R9A
120 x 240 cm 47 1/4" x 94 1/2"	± 9 mm	Polished	10
120 x 120 cm 47 1/4" x 47 1/4"	± 9 mm	Polished Matte Sensitech	20 R10B

PORCELAIN SLAB - NOT RECTIFIED
page 253

162 x 324 cm 63 3/4" x 127 1/2"	± 12 mm	Polished
159 x 324 cm 62 5/8" x 127 1/2"	± 20 mm	Polished




V2 Slight Variation

*The various graphics of the product are distributed randomly in the boxes, without the possibility of choosing between the available patterns. Translations: page 292
Destinations of use pag 287

MARVEL CALACATTA EXTRA

MARVEL Collection



Size	Thickness	Surface finish	Patterns*
PORCELAIN TILES - RECTIFIED MONOCALIBER			
160 x 320 cm 63" x 126"	± 6 mm	▲ Polished, Silk ▲ Matte	4 R9A 4
160 x 160 cm 63" x 63"	± 6 mm	Polished Matte	8 R9A
120 x 278 cm 47 1/4" x 109 1/2"	± 6 mm	▲■ Polished Matte	12 R9A
120 x 240 cm 47 1/4" x 94 1/2"	± 9 mm	Polished	12
120 x 120 cm 47 1/4" x 47 1/4"	± 9 mm	Polished Matte Sensitech	24 R10B

PORCELAIN SLAB - NOT RECTIFIED
page 253

162 x 324 cm ▲ 63 3/4" x 127 1/2"	± 12 mm	Polished Silk
159 x 324 cm ▲ 62 5/8" x 127 1/2"	± 20 mm	Polished Matte



V2 Slight Variation

Available also
■ Kit Endless page 250
▲ Bookmatch page 248

Sensitech P.288

INDEX



APPLICATIONS



SURFACE RANGE



IMAGE GALLERY



PRODUCT RANGE



MARBLE LOOK
CONCRETE & RESIN LOOK
STONE LOOK
COLOR LOOK
BOOKMATCH
KIT ENDLESS

SLABS FOR
COUNTERTOPS
& FURNITURE



RANGE SUMMARY




TECHNICAL
SPECIFICATIONS



MARVEL ONYX WHITE

MARVEL ONYX Collection



Size	Thickness	Surface finish	Patterns*
PORCELAIN TILES - RECTIFIED MONOCALIBER			
160 x 320 cm [▲] 63" x 126"	± 6 mm	Polished	4
120 x 278 cm 47 1/4" x 109 1/2"	± 6 mm	Polished	4
120 x 240 cm 47 1/4" x 94 1/2"	± 9 mm	Polished	13
120 x 120 cm 47 1/4" x 47 1/4"	± 9 mm	Polished	13

PORCELAIN SLAB - NOT RECTIFIED

page 253

162 x 324 cm [▲] 63 3/4" x 127 1/2"	± 12 mm	Polished Silk	
---	---------	------------------	--




V3 Moderate Variation

*The various graphics of the product are distributed randomly in the boxes, without the possibility of choosing between the available patterns. Translations: page 292
Destinations of use pag 287

MARVEL BIANCO FANTASTICO

MARVEL DREAM Collection



Size	Thickness	Surface finish	Patterns*
PORCELAIN TILES - RECTIFIED MONOCALIBER			
120 x 278 cm 47 1/4" x 109 1/2"	± 6 mm	Polished Matte	7 R9A
120 x 240 cm 47 1/4" x 94 1/2"	± 9 mm	Polished	7
120 x 120 cm 47 1/4" x 47 1/4"	± 9 mm	Polished Matte Sensitech	14 R10B



V2 Slight Variation

Available also
▲ Bookmatch page 248

Sensitech P.288

INDEX



APPLICATIONS



SURFACE RANGE



IMAGE GALLERY



PRODUCT RANGE



MARBLE LOOK
CONCRETE & RESIN LOOK
STONE LOOK
COLOR LOOK
BOOKMATCH
KIT ENDLESS

SLABS FOR
COUNTERTOPS
& FURNITURE



RANGE SUMMARY



TECHNICAL
SPECIFICATIONS



MARVEL CREMO DELICATO

MARVEL PRO Collection



Size	Thickness	Surface finish	Patterns*
PORCELAIN TILES - RECTIFIED MONOCALIBER			
160 x 320 cm 63" x 126"	± 6 mm	Polished	4
160 x 160 cm 63" x 63"	± 6 mm	Polished	8
120 x 278 cm 47 1/4" x 109 1/2"	± 6 mm	Polished Matte	R9A 6
120 x 240 cm 47 1/4" x 94 1/2"	± 9 mm	Polished	6
120 x 120 cm 47 1/4" x 47 1/4"	± 9 mm	Polished Matte Sensitech	12 R10B



V2 Slight Variation

*The various graphics of the product are distributed randomly in the boxes, without the possibility of choosing between the available patterns. Translations: page 292
Destinations of use pag 287

MARVEL TRAVERTINE WHITE VEIN CUT

MARVEL TRAVERTINE Collection

Size	Thickness	Surface finish	Patterns*
PORCELAIN TILES - RECTIFIED MONOCALIBER			
120 x 278 cm 47 1/4" x 109 1/2"	± 6 mm	Matte R9A	6
120 x 240 cm 47 1/4" x 94 1/2"	± 9 mm	Matte Sensitech R10B	6



V3 Moderate Variation

Sensitech P.288



INDEX



APPLICATIONS



SURFACE RANGE



IMAGE GALLERY



PRODUCT RANGE



MARBLE LOOK
CONCRETE & RESIN LOOK
STONE LOOK
COLOR LOOK
BOOKMATCH
KIT ENDLESS

SLABS FOR
COUNTERTOPS
& FURNITURE



RANGE SUMMARY




TECHNICAL
SPECIFICATIONS



MARVEL TRAVERTINE WHITE CROSS CUT

MARVEL TRAVERTINE Collection



Size	Thickness	Surface finish	Patterns*
PORCELAIN TILES - RECTIFIED MONOCALIBER			
120 x 120 cm 47 1/4" x 47 1/4"	± 9 mm	Matte Sensitech	R10B 13
 V3 Moderate Variation			

*The various graphics of the product are distributed randomly in the boxes, without the possibility of choosing between the available patterns. Translations: page 292
Destinations of use pag 287

MARVEL TRAVERTINE SAND VEIN CUT

MARVEL TRAVERTINE Collection



Size	Thickness	Surface finish	Patterns*
PORCELAIN TILES - RECTIFIED MONOCALIBER			
160 x 320 cm 63" x 126"	± 6 mm	Hammered	
120 x 278 cm 47 1/4" x 109 1/2"	± 6 mm	Matte	R9A 6
120 x 240 cm 47 1/4" x 94 1/2"	± 9 mm	Matte Sensitech	R10B 6

PORCELAIN SLAB - NOT RECTIFIED			
Size	Thickness	Surface finish	Patterns*
162 x 324 cm 63 3/4" x 127 1/2"	± 12 mm	Hammered	



INDEX



APPLICATIONS



SURFACE RANGE



IMAGE GALLERY



PRODUCT RANGE



- MARBLE LOOK
- CONCRETE & RESIN LOOK
- STONE LOOK
- COLOR LOOK
- BOOKMATCH
- KIT ENDLESS

SLABS FOR COUNTERTOPS & FURNITURE



RANGE SUMMARY




TECHNICAL SPECIFICATIONS



MARVEL TRAVERTINE SAND CROSS CUT

MARVEL TRAVERTINE Collection




Size	Thickness	Surface finish	Patterns*
PORCELAIN TILES - RECTIFIED MONOCALIBER			
120 x 120 cm 47 1/4" x 47 1/4"	± 9 mm	Matte Sensitech	R10B 13
 V3 Moderate Variation			

*The various graphics of the product are distributed randomly in the boxes, without the possibility of choosing between the available patterns. Translations: page 292
Destinations of use pag 287

MARVEL ONYX ALABASTER

MARVEL ONYX Collection



Size	Thickness	Surface finish	Patterns*
PORCELAIN TILES - RECTIFIED MONOCALIBER			
120 x 278 cm 47 1/4" x 109 1/2"	± 6 mm	Polished	4
120 x 240 cm 47 1/4" x 94 1/2"	± 9 mm	Polished	13
120 x 120 cm 47 1/4" x 47 1/4"	± 9 mm	Polished	13
 V3 Moderate Variation			

INDEX



APPLICATIONS >

SURFACE RANGE >

IMAGE GALLERY >

PRODUCT RANGE >

- MARBLE LOOK
- CONCRETE & RESIN LOOK
- STONE LOOK
- COLOR LOOK
- BOOKMATCH
- KIT ENDLESS

SLABS FOR COUNTERTOPS & FURNITURE >

RANGE SUMMARY >

TECHNICAL SPECIFICATIONS >

MARVEL TRAVERTINE PEARL VEIN CUT

MARVEL TRAVERTINE Collection



Size	Thickness	Surface finish	Patterns*
------	-----------	----------------	-----------

PORCELAIN TILES - RECTIFIED MONOCALIBER

120 x 278 cm 47 1/4" x 109 1/2"	± 6 mm	Matte	R9A 6
------------------------------------	--------	-------	-------

120 x 240 cm 47 1/4" x 94 1/2"	± 9 mm	Matte Sensitech	R10B 6
-----------------------------------	--------	------------------------	--------

PORCELAIN SLAB - NOT RECTIFIED

page 253

162 x 324 cm 63 3/4" x 127 1/2"	± 12 mm	Hammered	
------------------------------------	---------	----------	--



V3 Moderate Variation

*The various graphics of the product are distributed randomly in the boxes, without the possibility of choosing between the available patterns. Translations: page 292
Destinations of use pag 287

MARVEL TRAVERTINE PEARL CROSS CUT

MARVEL TRAVERTINE Collection



Size	Thickness	Surface finish	Patterns*
------	-----------	----------------	-----------

PORCELAIN TILES - RECTIFIED MONOCALIBER

120 x 120 cm 47 1/4" x 47 1/4"	± 9 mm	Matte Sensitech	R10B 13
-----------------------------------	--------	------------------------	---------



V3 Moderate Variation



MARVEL CALACATTA PERLA

MARVEL X Collection



Size	Thickness	Surface finish	Patterns*
PORCELAIN TILES - RECTIFIED MONOCALIBER			
120 x 278 cm 47 1/4" x 109 1/2"	± 6 mm	Polished Silk	4
120 x 240 cm 47 1/4" x 94 1/2"	± 9 mm	Polished	10
120 x 120 cm 47 1/4" x 47 1/4"	± 9 mm	Polished Silk	17



V3 Moderate
Variation

*The various graphics of the product are distributed randomly in the boxes, without the possibility of choosing between the available patterns. Translations: page 292
Destinations of use pag 287

MARVEL CRYSTAL WHITE

MARVEL GALA Collection



Size	Thickness	Surface finish	Patterns*
PORCELAIN TILES - RECTIFIED MONOCALIBER			
160 x 320 cm [▲] 63" x 126"	± 6 mm	Polished	
120 x 278 cm 47 1/4" x 109 1/2"	± 6 mm	Polished	4
120 x 120 cm 47 1/4" x 47 1/4"	± 9 mm	Polished	13

PORCELAIN SLAB - NOT RECTIFIED
page 253

162 x 324 cm [▲] 63 3/4" x 127 1/2"	± 12 mm	Polished Silk	
159 x 324 cm [▲] 62 5/8" x 127 1/2"	± 20 mm	Polished	



V3 Moderate
Variation

Available also
▲ Bookmatch page 248

INDEX



APPLICATIONS



SURFACE RANGE



IMAGE GALLERY



PRODUCT RANGE



MARBLE LOOK
CONCRETE & RESIN LOOK
STONE LOOK
COLOR LOOK
BOOKMATCH
KIT ENDLESS

SLABS FOR
COUNTERTOPS
& FURNITURE



RANGE SUMMARY



TECHNICAL
SPECIFICATIONS



MARVEL ONYX PEARL

MARVEL ONYX Collection



Size	Thickness	Surface finish	Patterns*
PORCELAIN TILES - RECTIFIED MONOCALIBER			
120 x 278 cm 47 1/4" x 109 1/2"	± 6 mm	Polished	4
120 x 240 cm 47 1/4" x 94 1/2"	± 9 mm	Polished	13
120 x 120 cm 47 1/4" x 47 1/4"	± 9 mm	Polished	13



V3 Moderate Variation

*The various graphics of the product are distributed randomly in the boxes, without the possibility of choosing between the available patterns. Translations: page 292
Destinations of use pag 287

MARVEL GREY CLOUD

MARVEL X Collection



Size	Thickness	Surface finish	Patterns*
PORCELAIN TILES - RECTIFIED MONOCALIBER			
120 x 278 cm 47 1/4" x 109 1/2"	± 6 mm	Polished Silk	4
120 x 240 cm 47 1/4" x 94 1/2"	± 9 mm	Polished	10
120 x 120 cm 47 1/4" x 47 1/4"	± 9 mm	Polished Silk	13



V3 Moderate Variation

INDEX



APPLICATIONS



SURFACE RANGE



IMAGE GALLERY



PRODUCT RANGE



- MARBLE LOOK
- CONCRETE & RESIN LOOK
- STONE LOOK
- COLOR LOOK
- BOOKMATCH
- KIT ENDLESS

SLABS FOR
COUNTERTOPS
& FURNITURE



RANGE SUMMARY



TECHNICAL
SPECIFICATIONS



MARVEL ONYX SKY

MARVEL ONYX Collection



Size **Thickness** **Surface finish** **Patterns***

PORCELAIN TILES - RECTIFIED MONOCALIBER

120 x 278 cm ± 6 mm Polished 4
47 1/4" x 109 1/2"



V3 Moderate
Variation

*The various graphics of the product are distributed randomly in the boxes, without the possibility of choosing between the available patterns. Translations: page 292
Destinations of use pag 287

MARVEL ONYX QUARTZ

MARVEL ONYX Collection



Size **Thickness** **Surface finish** **Patterns***

PORCELAIN TILES - RECTIFIED MONOCALIBER

120 x 278 cm ± 6 mm Polished 4
47 1/4" x 109 1/2"



V3 Moderate
Variation

INDEX



APPLICATIONS >

SURFACE RANGE >

IMAGE GALLERY >

PRODUCT RANGE >

- MARBLE LOOK
- CONCRETE & RESIN LOOK
- STONE LOOK
- COLOR LOOK
- BOOKMATCH
- KIT ENDLESS

SLABS FOR COUNTERTOPS & FURNITURE >

RANGE SUMMARY >

TECHNICAL SPECIFICATIONS >

MARVEL SILVER MAJESTIC

MARVEL MERAVIGLIA Collection



Size	Thickness	Surface finish	Patterns*
PORCELAIN TILES - RECTIFIED MONOCALIBER			
120 x 278 cm ■ 47 1/4" x 109 1/2"	± 6 mm	Polished	4
120 x 240 cm 47 1/4" x 94 1/2"	± 9 mm	Polished	13
120 x 120 cm 47 1/4" x 47 1/4"	± 9 mm	Polished Velvet	13



V3 Moderate
Variation

*The various graphics of the product are distributed randomly in the boxes, without the possibility of choosing between the available patterns. Translations: page 292
Destinations of use pag 287

MARVEL GREY FLEURY

MARVEL PRO Collection



Size	Thickness	Surface finish	Patterns*
PORCELAIN TILES - RECTIFIED MONOCALIBER			
120 x 278 cm 47 1/4" x 109 1/2"	± 6 mm	Polished Matte	4 R9A
120 x 120 cm 47 1/4" x 47 1/4"	± 9 mm	Polished Matte Sensitech	9 R10B



V3 Moderate
Variation

Available also
■ Kit Endless page 250 **Sensitech** P.288 **Velvetech** P.289

INDEX



APPLICATIONS >

SURFACE RANGE >

IMAGE GALLERY >

PRODUCT RANGE >

MARBLE LOOK
CONCRETE & RESIN LOOK
STONE LOOK
COLOR LOOK
BOOKMATCH
KIT ENDLESS

SLABS FOR
COUNTERTOPS
& FURNITURE >

RANGE SUMMARY >

TECHNICAL
SPECIFICATIONS >

MARVEL GRIGIO ELEGANTE

MARVEL MERAVIGLIA Collection



Size	Thickness	Surface finish	Patterns*
PORCELAIN TILES - RECTIFIED MONOCALIBER			
120 x 278 cm 47 1/4" x 109 1/2"	± 6 mm	Polished	4
120 x 240 cm 47 1/4" x 94 1/2"	± 9 mm	Polished	13
120 x 120 cm 47 1/4" x 47 1/4"	± 9 mm	Polished Velvet	13




V3 Moderate
Variation

*The various graphics of the product are distributed randomly in the boxes, without the possibility of choosing between the available patterns. Translations: page 292
Destinations of use pag 287

MARVEL FIOR DI BOSCO

MARVEL X Collection



Size	Thickness	Surface finish	Patterns*
PORCELAIN TILES - RECTIFIED MONOCALIBER			
160 x 320 cm 63" x 126"	± 6 mm	Polished	
120 x 278 cm 47 1/4" x 109 1/2"	± 6 mm	Polished Silk	4
120 x 240 cm 47 1/4" x 94 1/2"	± 9 mm	Polished	10
120 x 120 cm 47 1/4" x 47 1/4"	± 9 mm	Polished Silk	15

PORCELAIN SLAB - NOT RECTIFIED
page 253

162 x 324 cm 63 3/4" x 127 1/2"	± 12 mm	Polished Silk	
------------------------------------	---------	------------------	--



V3 Moderate
Variation

Available also
■ Kit Endless page 250

Velveteck P.289

INDEX



APPLICATIONS



SURFACE RANGE



IMAGE GALLERY



PRODUCT RANGE



MARBLE LOOK
CONCRETE & RESIN LOOK
STONE LOOK
COLOR LOOK
BOOKMATCH
KIT ENDLESS

SLABS FOR
COUNTERTOPS
& FURNITURE



RANGE SUMMARY



TECHNICAL
SPECIFICATIONS



MARVEL GREY STONE

MARVEL Collection



Size	Thickness	Surface finish	Patterns*
PORCELAIN TILES - RECTIFIED MONOCALIBER			
160 x 320 cm 63" x 126"	± 6 mm	Silk	
120 x 278 cm 47 1/4" x 109 1/2"	± 6 mm	Polished Matte	11 R9A
120 x 240 cm 47 1/4" x 94 1/2"	± 9 mm	Polished	11
120 x 120 cm 47 1/4" x 47 1/4"	± 9 mm	Polished Matte Sensitech	22 R10B

PORCELAIN SLAB - NOT RECTIFIED
page 253


162 x 324 cm 63 3/4" x 127 1/2"	± 12 mm	Silk	
162 x 324 cm 63 3/4" x 127 1/2"	± 20 mm	Matte	



*The various graphics of the product are distributed randomly in the boxes, without the possibility of choosing between the available patterns. Translations: page 292
Destinations of use pag 287

MARVEL GRIGIO INTENSO

MARVEL DREAM Collection



Size	Thickness	Surface finish	Patterns*
PORCELAIN TILES - RECTIFIED MONOCALIBER			
120 x 278 cm 47 1/4" x 109 1/2"	± 6 mm	Polished	4



INDEX



APPLICATIONS



SURFACE RANGE



IMAGE GALLERY



PRODUCT RANGE



- MARBLE LOOK
- CONCRETE & RESIN LOOK
- STONE LOOK
- COLOR LOOK
- BOOKMATCH
- KIT ENDLESS

SLABS FOR COUNTERTOPS & FURNITURE



RANGE SUMMARY




TECHNICAL SPECIFICATIONS



MARVEL CALACATTA BLACK

MARVEL GALA Collection




Size	Thickness	Surface finish	Patterns*
PORCELAIN TILES - RECTIFIED MONOCALIBER			
120 x 278 cm 47 1/4" x 109 1/2"	± 6 mm	Polished	4
120 x 120 cm 47 1/4" x 47 1/4"	± 9 mm	Polished	17
 V3 Moderate Variation			

*The various graphics of the product are distributed randomly in the boxes, without the possibility of choosing between the available patterns. Translations: page 292
Destinations of use pag 287

MARVEL ONYX NOIR

MARVEL ONYX Collection



Size	Thickness	Surface finish	Patterns*
PORCELAIN TILES - RECTIFIED MONOCALIBER			
120 x 278 cm 47 1/4" x 109 1/2"	± 6 mm	Polished	4
120 x 240 cm 47 1/4" x 94 1/2"	± 9 mm	Polished	13
120 x 120 cm 47 1/4" x 47 1/4"	± 9 mm	Polished	13
 V3 Moderate Variation			

INDEX



APPLICATIONS



SURFACE RANGE



IMAGE GALLERY



PRODUCT RANGE



- MARBLE LOOK
- CONCRETE & RESIN LOOK
- STONE LOOK
- COLOR LOOK
- BOOKMATCH
- KIT ENDLESS

SLABS FOR COUNTERTOPS & FURNITURE



RANGE SUMMARY



TECHNICAL SPECIFICATIONS



MARVEL BLACK ATLANTIS

MARVEL DREAM Collection



Size	Thickness	Surface finish	Patterns*
PORCELAIN TILES - RECTIFIED MONOCALIBER			
120 x 278 cm 47 1/4" x 109 1/2"	± 6 mm	Polished Matte	6 R9A
120 x 240 cm 47 1/4" x 94 1/2"	± 9 mm	Polished	6
120 x 120 cm 47 1/4" x 47 1/4"	± 9 mm	Polished Matte Sensitech	12 R10B
PORCELAIN SLAB - NOT RECTIFIED page 253			
162 x 324 cm ▲ 63 3/4" x 127 1/2"	± 12 mm	Polished Silk	



V2 Slight Variation

*The various graphics of the product are distributed randomly in the boxes, without the possibility of choosing between the available patterns. Translations: page 292
Destinations of use pag 287

MARVEL BLACK ORIGIN

MARVEL MERAUVIGLIA Collection



Size	Thickness	Surface finish	Patterns*
PORCELAIN TILES - RECTIFIED MONOCALIBER			
120 x 278 cm ■ 47 1/4" x 109 1/2"	± 6 mm	Polished	4
120 x 240 cm 47 1/4" x 94 1/2"	± 9 mm	Polished	13
120 x 120 cm 47 1/4" x 47 1/4"	± 9 mm	Polished Velvet	13



V3 Moderate Variation

Available also

■ Kit Endless page 250
▲ Bookmatch page 248

Sensitech P.288 **Velvetech** P.289

INDEX



APPLICATIONS



SURFACE RANGE



IMAGE GALLERY



PRODUCT RANGE



MARBLE LOOK
CONCRETE & RESIN LOOK
STONE LOOK
COLOR LOOK
BOOKMATCH
KIT ENDLESS

SLABS FOR
COUNTERTOPS
& FURNITURE



RANGE SUMMARY



TECHNICAL
SPECIFICATIONS



MARVEL ULTRAMARINE

MARVEL DREAM Collection



Size	Thickness	Surface finish	Patterns*
------	-----------	----------------	-----------

PORCELAIN TILES - RECTIFIED MONOCALIBER

120 x 278 cm 47 1/4" x 109 1/2"	± 6 mm	Polished	5
------------------------------------	--------	----------	---



V3 Moderate
Variation

GLAZED PORCELAIN TILES

*The various graphics of the product are distributed randomly in the boxes, without the possibility of choosing between the available patterns. Translations: page 292
Destinations of use pag 287

MARVEL EXOTIC GREEN

MARVEL GALA Collection



Size	Thickness	Surface finish	Patterns*
------	-----------	----------------	-----------

PORCELAIN TILES - RECTIFIED MONOCALIBER

160 x 320 cm 63" x 126"	± 6 mm	Polished	
120 x 278 cm 47 1/4" x 109 1/2"	± 6 mm	Polished	4
120 x 120 cm 47 1/4" x 47 1/4"	± 9 mm	Polished	11

PORCELAIN SLAB - NOT RECTIFIED

page 253

162 x 324 cm ^ 63 3/4" x 127 1/2"	± 12 mm	Polished	
--------------------------------------	---------	----------	--



V3 Moderate
Variation

Available also
▲ Bookmatch page 248

INDEX



APPLICATIONS



SURFACE RANGE



IMAGE GALLERY



PRODUCT RANGE



MARBLE LOOK
CONCRETE & RESIN LOOK
STONE LOOK
COLOR LOOK
BOOKMATCH
KIT ENDLESS

SLABS FOR
COUNTERTOPS
& FURNITURE



RANGE SUMMARY




TECHNICAL
SPECIFICATIONS



AMAZZONITE

MARVEL GALA Collection



Size	Thickness	Surface finish	Patterns*
PORCELAIN TILES - RECTIFIED MONOCALIBER			
120 x 278 cm 47 1/4" x 109 1/2"	± 6 mm	Polished	4
120 x 120 cm 47 1/4" x 47 1/4"	± 9 mm	Polished	11




V3 Moderate Variation

*The various graphics of the product are distributed randomly in the boxes, without the possibility of choosing between the available patterns. Translations: page 292
Destinations of use pag 287

MARVEL DESERT SOUL

MARVEL GALA Collection



Size	Thickness	Surface finish	Patterns*
PORCELAIN TILES - RECTIFIED MONOCALIBER			
160 x 320 cm ■ 63" x 126"	± 6 mm	Polished	
120 x 278 cm 47 1/4" x 109 1/2"	± 6 mm	Polished	4
120 x 120 cm 47 1/4" x 47 1/4"	± 9 mm	Polished	13

PORCELAIN SLAB - NOT RECTIFIED

page 253

162 x 324 cm ▲ 63 3/4" x 127 1/2"	± 12 mm	Polished Silk	
162 x 324 cm ▲ 63 3/4" x 127 1/2"	± 20 mm	Polished	



V3 Moderate Variation

Available also

■ Kit Endless page 250

▲ Bookmatch page 248

INDEX



APPLICATIONS



SURFACE RANGE



IMAGE GALLERY



PRODUCT RANGE



MARBLE LOOK
CONCRETE & RESIN LOOK
STONE LOOK
COLOR LOOK
BOOKMATCH
KIT ENDLESS

SLABS FOR
COUNTERTOPS
& FURNITURE



RANGE SUMMARY



TECHNICAL
SPECIFICATIONS



BOOST BALANCE PURE

BOOST BALANCE Collection



Size	Thickness	Surface finish	Patterns*
PORCELAIN TILES - RECTIFIED MONOCALIBER			
120 x 278 cm 47 1/4" x 109 1/2"	± 6 mm	Matte	R9A 3
120 x 120 cm 47 1/4" x 47 1/4"	± 9 mm	Matte Sensitech Velvet	R10B 9
OUTDOOR AND WET AREAS - RECTIFIED MONOCALIBER			
120 x 120 cm 47 1/4" x 47 1/4"	± 9 mm	Grip	R11C 9



V2 Slight Variation

*The various graphics of the product are distributed randomly in the boxes, without the possibility of choosing between the available patterns. Translations: page 292
Destinations of use pag 287

Sensitech P.288 **Velvetech** P.289

PRISM COTTON

PRISM Collection



Size	Thickness	Surface finish	Patterns*
PORCELAIN TILES - RECTIFIED MONOCALIBER			
120 x 278 cm 47 1/4" x 109 1/2"	± 6 mm	Matte	R9A 6
120 x 120 cm 47 1/4" x 47 1/4"	± 9 mm	Matte Sensitech Silk	R10B 17



V2 Slight Variation

INDEX



APPLICATIONS



SURFACE RANGE



IMAGE GALLERY



PRODUCT RANGE



- MARBLE LOOK
- CONCRETE & RESIN LOOK
- STONE LOOK
- COLOR LOOK
- BOOKMATCH
- KIT ENDLESS

SLABS FOR COUNTERTOPS & FURNITURE



RANGE SUMMARY



TECHNICAL SPECIFICATIONS



BOOST PRO IVORY

BOOST PRO Collection



Size	Thickness	Surface finish	Patterns*
PORCELAIN TILES - RECTIFIED MONOCALIBER			
120 x 278 cm 47 1/4" x 109 1/2"	± 6 mm	Matte	R9A 7
120 x 240 cm 47 1/4" x 94 1/2"	± 9 mm	Matte Sensitech	R10B 7
120 x 120 cm 47 1/4" x 47 1/4"	± 6 mm	Matte	R9A 14
120 x 120 cm 47 1/4" x 47 1/4"	± 9 mm	Matte Sensitech	R10B 14
OUTDOOR AND WET AREAS - RECTIFIED MONOCALIBER			
120 x 120 cm 47 1/4" x 47 1/4"	± 9 mm	Grip Sensitech	R11C 14



V3 Moderate Variation

*The various graphics of the product are distributed randomly in the boxes, without the possibility of choosing between the available patterns. Translations: page 292
Destinations of use pag 287

BOOST NATURAL KAOLIN

BOOST NATURAL Collection



Size	Thickness	Surface finish	Patterns*
PORCELAIN TILES - RECTIFIED MONOCALIBER			
120 x 278 cm 47 1/4" x 109 1/2"	± 6 mm	Matte	R9A 3
120 x 120 cm 47 1/4" x 47 1/4"	± 9 mm	Matte Sensitech	R10B 9
OUTDOOR AND WET AREAS - RECTIFIED MONOCALIBER			
120 x 120 cm 47 1/4" x 47 1/4"	± 9 mm	Grip Sensitech	R11C 9
120 x 120 cm 47 1/4" x 47 1/4"	± 20 mm	Outdoor Sensitech	R11C 9



V2 Slight Variation

INDEX



APPLICATIONS



SURFACE RANGE



IMAGE GALLERY



PRODUCT RANGE



- MARBLE LOOK
- CONCRETE & RESIN LOOK
- STONE LOOK
- COLOR LOOK
- BOOKMATCH
- KIT ENDLESS

SLABS FOR
COUNTERTOPS
& FURNITURE



RANGE SUMMARY



TECHNICAL
SPECIFICATIONS



BOOST BALANCE MOON

BOOST BALANCE Collection



Size	Thickness	Surface finish	Patterns*
------	-----------	----------------	-----------

PORCELAIN TILES - RECTIFIED MONOCALIBER

120 x 278 cm 47 1/4" x 109 1/2"	± 6 mm	Matte	R9A 3
120 x 120 cm 47 1/4" x 47 1/4"	± 9 mm	Matte Sensitech Velvet	R10B 9

OUTDOOR AND WET AREAS - RECTIFIED MONOCALIBER

120 x 120 cm 47 1/4" x 47 1/4"	± 9 mm	Grip Sensitech	R11C 9
-----------------------------------	--------	-----------------------	--------



V2 Slight Variation

*The various graphics of the product are distributed randomly in the boxes, without the possibility of choosing between the available patterns. Translations: page 292
Destinations of use pag 287

BOOST WHITE

BOOST Collection



Size	Thickness	Surface finish	Patterns*
------	-----------	----------------	-----------

PORCELAIN TILES - RECTIFIED MONOCALIBER

160 x 320 cm 63" x 126"	± 6 mm	Matte	R9A 4
160 x 160 cm 63" x 63"	± 6 mm	Matte	R9A 8
120 x 278 cm 47 1/4" x 109 1/2"	± 6 mm	Matte	R9A 7
120 x 240 cm 47 1/4" x 94 1/2"	± 9 mm	Matte Sensitech	R10B 7
120 x 120 cm 47 1/4" x 47 1/4"	± 6 mm	Matte	R9A 14
120 x 120 cm 47 1/4" x 47 1/4"	± 9 mm	Matte Sensitech	R10B 14

OUTDOOR AND WET AREAS - RECTIFIED MONOCALIBER

120 x 120 cm 47 1/4" x 47 1/4"	± 9 mm	Grip Sensitech	R11C 14
120 x 240 cm 47 1/4" x 94 1/2"	± 20 mm	Outdoor Sensitech	R11C 7
120 x 120 cm 47 1/4" x 47 1/4"	± 20 mm	Outdoor Sensitech	R11C 14

PORCELAIN SLAB - NOT RECTIFIED

page 253

162 x 324 cm 63 3/4" x 127 1/2"	± 12 mm	Hammered	
------------------------------------	---------	----------	--



V3 Moderate Variation

Sensitech P.288 **Velvetech** P.289

INDEX



APPLICATIONS



SURFACE RANGE



IMAGE GALLERY



PRODUCT RANGE



MARBLE LOOK
CONCRETE & RESIN LOOK
STONE LOOK
COLOR LOOK
BOOKMATCH
KIT ENDLESS

SLABS FOR
COUNTERTOPS
& FURNITURE



RANGE SUMMARY



TECHNICAL
SPECIFICATIONS



BOOST BALANCE WHITE

BOOST BALANCE Collection



Size	Thickness	Surface finish	Patterns*
PORCELAIN TILES - RECTIFIED MONOCALIBER			
120 x 278 cm 47 1/4" x 109 1/2"	± 6 mm	Matte	R9A 3
120 x 120 cm 47 1/4" x 47 1/4"	± 9 mm	Matte Sensitech Velvet	R10B 9
OUTDOOR AND WET AREAS - RECTIFIED MONOCALIBER			
120 x 120 cm 47 1/4" x 47 1/4"	± 9 mm	Grip Sensitech	R11C 9
120 x 120 cm 47 1/4" x 47 1/4"	± 20 mm	Outdoor Sensitech	R11C 9



V2 Slight Variation

*The various graphics of the product are distributed randomly in the boxes, without the possibility of choosing between the available patterns. Translations: page 292 Destinations of use pag 287

BOOST BALANCE IVORY

BOOST BALANCE Collection



Size	Thickness	Surface finish	Patterns*
PORCELAIN TILES - RECTIFIED MONOCALIBER			
120 x 278 cm 47 1/4" x 109 1/2"	± 6 mm	Matte	R9A 3
120 x 120 cm 47 1/4" x 47 1/4"	± 9 mm	Matte Sensitech Velvet	R10B 9
OUTDOOR AND WET AREAS - RECTIFIED MONOCALIBER			
120 x 120 cm 47 1/4" x 47 1/4"	± 9 mm	Grip Sensitech	R11C 9



V2 Slight Variation

Sensitech P.288 **Velvetechn** P.289

INDEX



APPLICATIONS



SURFACE RANGE



IMAGE GALLERY



PRODUCT RANGE



- MARBLE LOOK
- CONCRETE & RESIN LOOK
- STONE LOOK
- COLOR LOOK
- BOOKMATCH
- KIT ENDLESS

SLABS FOR COUNTERTOPS & FURNITURE



RANGE SUMMARY



TECHNICAL SPECIFICATIONS



PRISM CORD

PRISM Collection



Size	Thickness	Surface finish	Patterns*
PORCELAIN TILES - RECTIFIED MONOCALIBER			
120 x 278 cm 47 1/4" x 109 1/2"	± 6 mm	Matte	R9A 6
120 x 120 cm 47 1/4" x 47 1/4"	± 9 mm	Matte Sensitech Silk	R10B 17
OUTDOOR AND WET AREAS - RECTIFIED MONOCALIBER			
120 x 120 cm 47 1/4" x 47 1/4"	± 9 mm	Grip Sensitech	R11C 17
120 x 120 cm 47 1/4" x 47 1/4"	± 20 mm	Outdoor Sensitech	R11C 17



V2 Slight Variation

*The various graphics of the product are distributed randomly in the boxes, without the possibility of choosing between the available patterns. Translations: page 292
Destinations of use pag 287

BOOST BALANCE CREAM

BOOST BALANCE Collection



Size	Thickness	Surface finish	Patterns*
PORCELAIN TILES - RECTIFIED MONOCALIBER			
120 x 278 cm 47 1/4" x 109 1/2"	± 6 mm	Matte	R9A 3
120 x 120 cm 47 1/4" x 47 1/4"	± 9 mm	Matte Sensitech Velvet	R10B 9
OUTDOOR AND WET AREAS - RECTIFIED MONOCALIBER			
120 x 120 cm 47 1/4" x 47 1/4"	± 9 mm	Grip Sensitech	R11C 9



V2 Slight Variation

Sensitech P.288 **Velvetech** P.289

INDEX



APPLICATIONS



SURFACE RANGE



IMAGE GALLERY



PRODUCT RANGE



- MARBLE LOOK
- CONCRETE & RESIN LOOK
- STONE LOOK
- COLOR LOOK
- BOOKMATCH
- KIT ENDLESS

SLABS FOR
COUNTERTOPS
& FURNITURE



RANGE SUMMARY



TECHNICAL
SPECIFICATIONS



BOOST PRO CREAM

BOOST PRO Collection



Size	Thickness	Surface finish	Patterns*
PORCELAIN TILES - RECTIFIED MONOCALIBER			
120 x 278 cm 47 1/4" x 109 1/2"	± 6 mm	Matte	R9A 7
120 x 240 cm 47 1/4" x 94 1/2"	± 9 mm	Matte Sensitech	R10B 7
120 x 120 cm 47 1/4" x 47 1/4"	± 6 mm	Matte	R9A 14
120 x 120 cm 47 1/4" x 47 1/4"	± 9 mm	Matte Sensitech	R10B 14
OUTDOOR AND WET AREAS - RECTIFIED MONOCALIBER			
120 x 120 cm 47 1/4" x 47 1/4"	± 9 mm	Grip Sensitech	R11C 14
120 x 120 cm 47 1/4" x 47 1/4"	± 20 mm	Outdoor Sensitech	R11C 14



V3 Moderate Variation

*The various graphics of the product are distributed randomly in the boxes, without the possibility of choosing between the available patterns. Translations: page 292
Destinations of use pag 287

BOOST NATURAL ASH

BOOST NATURAL Collection



Size	Thickness	Surface finish	Patterns*
PORCELAIN TILES - RECTIFIED MONOCALIBER			
120 x 278 cm 47 1/4" x 109 1/2"	± 6 mm	Matte	R9A 3
120 x 120 cm 47 1/4" x 47 1/4"	± 9 mm	Matte Sensitech	R10B 9
OUTDOOR AND WET AREAS - RECTIFIED MONOCALIBER			
120 x 120 cm 47 1/4" x 47 1/4"	± 9 mm	Grip Sensitech	R11C 9
120 x 120 cm 47 1/4" x 47 1/4"	± 20 mm	Outdoor Sensitech	R11C 9



V2 Slight Variation

INDEX



APPLICATIONS



SURFACE RANGE



IMAGE GALLERY



PRODUCT RANGE



- MARBLE LOOK
- CONCRETE & RESIN LOOK
- STONE LOOK
- COLOR LOOK
- BOOKMATCH
- KIT ENDLESS

SLABS FOR COUNTERTOPS & FURNITURE



RANGE SUMMARY



TECHNICAL SPECIFICATIONS



BOOST BALANCE ASH

BOOST BALANCE Collection



Size	Thickness	Surface finish	Patterns*
PORCELAIN TILES - RECTIFIED MONOCALIBER			
160 x 320 cm 47 1/4" x 109 1/2"	± 6 mm	Matte	R9A 3
120 x 278 cm 47 1/4" x 109 1/2"	± 6 mm	Matte	R9A 3
120 x 120 cm 47 1/4" x 47 1/4"	± 9 mm	Matte Sensitech Velvet	R10B 9
OUTDOOR AND WET AREAS - RECTIFIED MONOCALIBER			
120 x 120 cm 47 1/4" x 47 1/4"	± 9 mm	Grip Sensitech	R11C 9
120 x 120 cm 47 1/4" x 47 1/4"	± 20 mm	Outdoor Sensitech	R11C 9
PORCELAIN SLAB - NOT RECTIFIED			
162 x 324 cm 63 3/4" x 127 1/2"	± 12 mm	Matte	



V2 Slight Variation

*The various graphics of the product are distributed randomly in the boxes, without the possibility of choosing between the available patterns. Translations: page 292
Destinations of use pag 287

BOOST BALANCE PEARL

BOOST BALANCE Collection



Size	Thickness	Surface finish	Patterns*
PORCELAIN TILES - RECTIFIED MONOCALIBER			
120 x 278 cm 47 1/4" x 109 1/2"	± 6 mm	Matte	R9A 3
120 x 120 cm 47 1/4" x 47 1/4"	± 9 mm	Matte Sensitech Velvet	R10B 9
OUTDOOR AND WET AREAS - RECTIFIED MONOCALIBER			
120 x 120 cm 47 1/4" x 47 1/4"	± 9 mm	Grip Sensitech	R11C 9
120 x 120 cm 47 1/4" x 47 1/4"	± 20 mm	Outdoor Sensitech	R11C 9



V2 Slight Variation

INDEX



APPLICATIONS



SURFACE RANGE



IMAGE GALLERY



PRODUCT RANGE



MARBLE LOOK
CONCRETE & RESIN LOOK
STONE LOOK
COLOR LOOK
BOOKMATCH
KIT ENDLESS

SLABS FOR
COUNTERTOPS
& FURNITURE



RANGE SUMMARY



TECHNICAL
SPECIFICATIONS



PRISM CLOUD

PRISM Collection



Size	Thickness	Surface finish	Patterns*
PORCELAIN TILES - RECTIFIED MONOCALIBER			
120 x 278 cm 47 1/4" x 109 1/2"	± 6 mm	Matte	R9A 6
120 x 120 cm 47 1/4" x 47 1/4"	± 9 mm	Matte Sensitech Silk	R10B 17
OUTDOOR AND WET AREAS - RECTIFIED MONOCALIBER			
120 x 120 cm 47 1/4" x 47 1/4"	± 9 mm	Grip Sensitech	R11C 17
120 x 120 cm 47 1/4" x 47 1/4"	± 20 mm	Outdoor Sensitech	R11C 17



V2 Slight Variation

Size	Thickness	Surface finish	Patterns*
PORCELAIN TILES - RECTIFIED MONOCALIBER			
120 x 278 cm 47 1/4" x 109 1/2"	± 6 mm	Matte	R9A 7
120 x 240 cm 47 1/4" x 94 1/2"	± 9 mm	Matte Sensitech	R10B 7
120 x 120 cm 47 1/4" x 47 1/4"	± 6 mm	Matte	R9A 14
120 x 120 cm 47 1/4" x 47 1/4"	± 9 mm	Matte Sensitech	R10B 14
OUTDOOR AND WET AREAS - RECTIFIED MONOCALIBER			
120 x 120 cm 47 1/4" x 47 1/4"	± 9 mm	Grip Sensitech	R11C 14



V3 Moderate Variation

*The various graphics of the product are distributed randomly in the boxes, without the possibility of choosing between the available patterns. Translations: page 292
Destinations of use pag 287

BOOST PEARL

BOOST Collection



INDEX



APPLICATIONS



SURFACE RANGE



IMAGE GALLERY



PRODUCT RANGE



- MARBLE LOOK
- CONCRETE & RESIN LOOK
- STONE LOOK
- COLOR LOOK
- BOOKMATCH
- KIT ENDLESS

SLABS FOR COUNTERTOPS & FURNITURE



RANGE SUMMARY



TECHNICAL SPECIFICATIONS



BOOST PRO CLAY

BOOST PRO Collection



Size	Thickness	Surface finish	Patterns*
PORCELAIN TILES - RECTIFIED MONOCALIBER			
160 x 320 cm 63" x 126"	± 6 mm	Matte	R9A 7
160 x 160 cm 63" x 63"	± 6 mm	Matte	R9A 14
120 x 278 cm 47 1/4" x 109 1/2"	± 6 mm	Matte	R9A 7
120 x 240 cm 47 1/4" x 94 1/2"	± 9 mm	Matte Sensitech	R10B 7
120 x 120 cm 47 1/4" x 47 1/4"	± 6 mm	Matte	R9A 14
120 x 120 cm 47 1/4" x 47 1/4"	± 9 mm	Matte Sensitech	R10B 14

OUTDOOR AND WET AREAS - RECTIFIED MONOCALIBER			
120 x 120 cm 47 1/4" x 47 1/4"	± 9 mm	Grip Sensitech	R11C 14
120 x 120 cm 47 1/4" x 47 1/4"	± 20 mm	Outdoor Sensitech	R11C 14




V3 Moderate Variation

*The various graphics of the product are distributed randomly in the boxes, without the possibility of choosing between the available patterns. Translations: page 292
Destinations of use pag 287

BOOST NATURAL CORAL

BOOST NATURAL Collection



Size	Thickness	Surface finish	Patterns*
PORCELAIN TILES - RECTIFIED MONOCALIBER			
120 x 278 cm 47 1/4" x 109 1/2"	± 6 mm	Matte	R9A 3
120 x 120 cm 47 1/4" x 47 1/4"	± 9 mm	Matte Sensitech	R10B 9



V2 Slight Variation

INDEX



APPLICATIONS



SURFACE RANGE



IMAGE GALLERY



PRODUCT RANGE



MARBLE LOOK
CONCRETE & RESIN LOOK
STONE LOOK
COLOR LOOK
BOOKMATCH
KIT ENDLESS

SLABS FOR
COUNTERTOPS
& FURNITURE



RANGE SUMMARY



TECHNICAL
SPECIFICATIONS



BOOST NATURAL ECRU

BOOST NATURAL Collection



Size	Thickness	Surface finish	Patterns*
PORCELAIN TILES - RECTIFIED MONOCALIBER			
120 x 278 cm 47 1/4" x 109 1/2"	± 6 mm	Matte	R9A 3
120 x 120 cm 47 1/4" x 47 1/4"	± 9 mm	Matte Sensitech	R10B 9
OUTDOOR AND WET AREAS - RECTIFIED MONOCALIBER			
120 x 120 cm 47 1/4" x 47 1/4"	± 9 mm	Grip Sensitech	R11C 9
120 x 120 cm 47 1/4" x 47 1/4"	± 20 mm	Outdoor Sensitech	R11C 9
PORCELAIN SLAB - NOT RECTIFIED			
<small>page 253</small>			
162 x 324 cm 63 3/4" x 127 1/2"	± 12 mm	Hammered	



V2 Slight Variation

*The various graphics of the product are distributed randomly in the boxes, without the possibility of choosing between the available patterns. Translations: page 292
Destinations of use pag 287

PRISM SUEDE

PRISM Collection



Size	Thickness	Surface finish	Patterns*
PORCELAIN TILES - RECTIFIED MONOCALIBER			
120 x 278 cm 47 1/4" x 109 1/2"	± 6 mm	Matte	R9A 6
120 x 120 cm 47 1/4" x 47 1/4"	± 9 mm	Matte Sensitech Silk	R10B 17
OUTDOOR AND WET AREAS - RECTIFIED MONOCALIBER			
120 x 120 cm 47 1/4" x 47 1/4"	± 9 mm	Grip Sensitech	R11C 17
120 x 120 cm 47 1/4" x 47 1/4"	± 20 mm	Outdoor Sensitech	R11C 17



V2 Slight Variation

INDEX



APPLICATIONS



SURFACE RANGE



IMAGE GALLERY



PRODUCT RANGE



- MARBLE LOOK
- CONCRETE & RESIN LOOK
- STONE LOOK
- COLOR LOOK
- BOOKMATCH
- KIT ENDLESS

SLABS FOR COUNTERTOPS & FURNITURE



RANGE SUMMARY



TECHNICAL SPECIFICATIONS



BOOST PRO TAUPE

BOOST PRO Collection



Size	Thickness	Surface finish	Patterns*
PORCELAIN TILES - RECTIFIED MONOCALIBER			
160 x 320 cm 63" x 126"	± 6 mm	Hammered	R9A 7
160 x 160 cm 63" x 63"	± 6 mm	Matte	R9A 14
120 x 278 cm 47 1/4" x 109 1/2"	± 6 mm	Matte	R9A 7
120 x 240 cm 47 1/4" x 94 1/2"	± 9 mm	Matte Sensitech	R10B 7
120 x 120 cm 47 1/4" x 47 1/4"	± 6 mm	Matte	R9A 14
120 x 120 cm 47 1/4" x 47 1/4"	± 9 mm	Matte Sensitech	R10B 14
OUTDOOR AND WET AREAS - RECTIFIED MONOCALIBER			
120 x 120 cm 47 1/4" x 47 1/4"	± 9 mm	Grip Sensitech	R11C 14
120 x 120 cm 47 1/4" x 47 1/4"	± 20 mm	Outdoor Sensitech	R11C 14



V3 Moderate Variation

*The various graphics of the product are distributed randomly in the boxes, without the possibility of choosing between the available patterns. Translations: page 292
Destinations of use pag 287

BOOST BALANCE GREY

BOOST BALANCE Collection



Size	Thickness	Surface finish	Patterns*
PORCELAIN TILES - RECTIFIED MONOCALIBER			
120 x 278 cm 47 1/4" x 109 1/2"	± 6 mm	Matte	R9A 3
120 x 120 cm 47 1/4" x 47 1/4"	± 9 mm	Matte Sensitech Velvet	R10B 9
OUTDOOR AND WET AREAS - RECTIFIED MONOCALIBER			
120 x 120 cm 47 1/4" x 47 1/4"	± 9 mm	Grip Sensitech	R11C 9
120 x 120 cm 47 1/4" x 47 1/4"	± 20 mm	Outdoor Sensitech	R11C 9



V2 Slight Variation

INDEX



APPLICATIONS



SURFACE RANGE



IMAGE GALLERY



PRODUCT RANGE



- MARBLE LOOK
- CONCRETE & RESIN LOOK
- STONE LOOK
- COLOR LOOK
- BOOKMATCH
- KIT ENDLESS

SLABS FOR
COUNTERTOPS
& FURNITURE



RANGE SUMMARY



TECHNICAL
SPECIFICATIONS



BOOST GREY

BOOST Collection



Size	Thickness	Surface finish	Patterns*
PORCELAIN TILES - RECTIFIED MONOCALIBER			
160 x 320 cm 63" x 126"	± 6 mm	Hammered	R9A 4
160 x 160 cm 63" x 63"	± 6 mm	Matte	R9A 8
120 x 278 cm 47 1/4" x 109 1/2"	± 6 mm	Matte	R9A 7
120 x 240 cm 47 1/4" x 94 1/2"	± 9 mm	Matte Sensitech	R10B 7
120 x 120 cm 47 1/4" x 47 1/4"	± 6 mm	Matte	R9A 14
120 x 120 cm 47 1/4" x 47 1/4"	± 9 mm	Matte Sensitech	R10B 14
OUTDOOR AND WET AREAS - RECTIFIED MONOCALIBER			
120 x 120 cm 47 1/4" x 47 1/4"	± 9 mm	Grip Sensitech	R11C 14
120 x 240 cm 47 1/4" x 94 1/2"	± 20 mm	Outdoor Sensitech	R11C 7
120 x 120 cm 47 1/4" x 47 1/4"	± 20 mm	Outdoor Sensitech	R11C 14
PORCELAIN SLAB - NOT RECTIFIED			
page 253			
162 x 324 cm 63 3/4" x 127 1/2"	± 12 mm	Hammered	




V3 Moderate Variation

*The various graphics of the product are distributed randomly in the boxes, without the possibility of choosing between the available patterns. Translations: page 292
Destinations of use pag 287

PRISM FOG

PRISM Collection



Size	Thickness	Surface finish	Patterns*
PORCELAIN TILES - RECTIFIED MONOCALIBER			
120 x 278 cm 47 1/4" x 109 1/2"	± 6 mm	Matte	R9A 6
120 x 120 cm 47 1/4" x 47 1/4"	± 9 mm	Matte Sensitech Silk	R10B 17
OUTDOOR AND WET AREAS - RECTIFIED MONOCALIBER			
120 x 120 cm 47 1/4" x 47 1/4"	± 9 mm	Grip Sensitech	R11C 17
120 x 120 cm 47 1/4" x 47 1/4"	± 20 mm	Outdoor Sensitech	R11C 17



V2 Slight Variation

INDEX



APPLICATIONS



SURFACE RANGE



IMAGE GALLERY



PRODUCT RANGE



MARBLE LOOK
CONCRETE & RESIN LOOK
STONE LOOK
COLOR LOOK
BOOKMATCH
KIT ENDLESS

SLABS FOR
COUNTERTOPS
& FURNITURE



RANGE SUMMARY



TECHNICAL
SPECIFICATIONS



BOOST BALANCE SMOKE

BOOST BALANCE Collection



Size	Thickness	Surface finish	Patterns*
------	-----------	----------------	-----------

PORCELAIN TILES - RECTIFIED MONOCALIBER

120 x 278 cm 47 1/4" x 109 1/2"	± 6 mm	Matte	R9A 3
120 x 120 cm 47 1/4" x 47 1/4"	± 9 mm	Matte Sensitech Velvet	R10B 9

OUTDOOR AND WET AREAS - RECTIFIED MONOCALIBER

120 x 120 cm 47 1/4" x 47 1/4"	± 9 mm	Grip Sensitech	R11C 9
-----------------------------------	--------	-----------------------	--------



V2 Slight Variation

Size	Thickness	Surface finish	Patterns*
------	-----------	----------------	-----------

PORCELAIN TILES - RECTIFIED MONOCALIBER

160 x 320 cm 63" x 126"	± 6 mm	Hammered	R9A 4
160 x 160 cm 63" x 63"	± 6 mm	Matte	R9A 8
120 x 278 cm 47 1/4" x 109 1/2"	± 6 mm	Matte	R9A 7
120 x 240 cm 47 1/4" x 94 1/2"	± 9 mm	Matte Sensitech	R10B 7
120 x 120 cm 47 1/4" x 47 1/4"	± 6 mm	Matte	R9A 14
120 x 120 cm 47 1/4" x 47 1/4"	± 9 mm	Matte Sensitech	R10B 14

OUTDOOR AND WET AREAS - RECTIFIED MONOCALIBER

120 x 120 cm 47 1/4" x 47 1/4"	± 9 mm	Grip Sensitech	R11C 14
120 x 120 cm 47 1/4" x 47 1/4"	± 20 mm	Outdoor Sensitech	R11C 14

PORCELAIN SLAB - NOT RECTIFIED

page 253

162 x 324 cm 63 3/4" x 127 1/2"	± 12 mm	Hammered	
------------------------------------	---------	----------	--



V3 Moderate Variation

*The various graphics of the product are distributed randomly in the boxes, without the possibility of choosing between the available patterns. Translations: page 292
Destinations of use pag 287

Sensitech P.288 **Velvetech** P.289

BOOST SMOKE

BOOST Collection



INDEX



APPLICATIONS



SURFACE RANGE



IMAGE GALLERY



PRODUCT RANGE



MARBLE LOOK
CONCRETE & RESIN LOOK
STONE LOOK
COLOR LOOK
BOOKMATCH
KIT ENDLESS

SLABS FOR
COUNTERTOPS
& FURNITURE



RANGE SUMMARY



TECHNICAL
SPECIFICATIONS



BOOST NATURAL COAL

BOOST NATURAL Collection



Size	Thickness	Surface finish	Patterns*
------	-----------	----------------	-----------

PORCELAIN TILES - RECTIFIED MONOCALIBER

120 x 278 cm 47 1/4" x 109 1/2"	± 6 mm	Matte	R9A 3
120 x 120 cm 47 1/4" x 47 1/4"	± 9 mm	Matte Sensitech	R10B 9

OUTDOOR AND WET AREAS - RECTIFIED MONOCALIBER

120 x 120 cm 47 1/4" x 47 1/4"	± 9 mm	Grip Sensitech	R11C 9
-----------------------------------	--------	-----------------------	--------



V2 Slight Variation

*The various graphics of the product are distributed randomly in the boxes, without the possibility of choosing between the available patterns. Translations: page 292
Destinations of use pag 287

Sensitech P.288

BOOST NATURAL UMBER

BOOST NATURAL Collection



Size	Thickness	Surface finish	Patterns*
------	-----------	----------------	-----------

PORCELAIN TILES - RECTIFIED MONOCALIBER

120 x 278 cm 47 1/4" x 109 1/2"	± 6 mm	Matte	R9A 3
120 x 120 cm 47 1/4" x 47 1/4"	± 9 mm	Matte Sensitech	R10B 9

OUTDOOR AND WET AREAS - RECTIFIED MONOCALIBER

120 x 120 cm 47 1/4" x 47 1/4"	± 9 mm	Grip Sensitech	R11C 9
-----------------------------------	--------	-----------------------	--------



V2 Slight Variation

INDEX



APPLICATIONS



SURFACE RANGE



IMAGE GALLERY



PRODUCT RANGE



MARBLE LOOK
CONCRETE & RESIN LOOK
STONE LOOK
COLOR LOOK
BOOKMATCH
KIT ENDLESS

SLABS FOR
COUNTERTOPS
& FURNITURE



RANGE SUMMARY



TECHNICAL
SPECIFICATIONS



BOOST PRO TOBACCO

BOOST PRO Collection



Size	Thickness	Surface finish	Patterns*
PORCELAIN TILES - RECTIFIED MONOCALIBER			
120 x 278 cm 47 1/4" x 109 1/2"	± 6 mm	Matte	R9A 7
120 x 240 cm 47 1/4" x 94 1/2"	± 9 mm	Matte Sensitech	R10B 7
120 x 120 cm 47 1/4" x 47 1/4"	± 6 mm	Matte	R9A 14
120 x 120 cm 47 1/4" x 47 1/4"	± 9 mm	Matte Sensitech	R10B 14
OUTDOOR AND WET AREAS - RECTIFIED MONOCALIBER			
120 x 120 cm 47 1/4" x 47 1/4"	± 9 mm	Grip Sensitech	R11C 14
120 x 120 cm 47 1/4" x 47 1/4"	± 20 mm	Outdoor Sensitech	R11C 14



V3 Moderate Variation

*The various graphics of the product are distributed randomly in the boxes, without the possibility of choosing between the available patterns. Translations: page 292
Destinations of use pag 287

BOOST BALANCE TARMAC

BOOST BALANCE Collection



Size	Thickness	Surface finish	Patterns*
PORCELAIN TILES - RECTIFIED MONOCALIBER			
120 x 278 cm 47 1/4" x 109 1/2"	± 6 mm	Matte	R9A 3
120 x 120 cm 47 1/4" x 47 1/4"	± 9 mm	Matte Sensitech Velvet	R10B 9
OUTDOOR AND WET AREAS - RECTIFIED MONOCALIBER			
120 x 120 cm 47 1/4" x 47 1/4"	± 9 mm	Grip Sensitech	R11C 9



V2 Slight Variation

INDEX



APPLICATIONS



SURFACE RANGE



IMAGE GALLERY



PRODUCT RANGE



- MARBLE LOOK
- CONCRETE & RESIN LOOK
- STONE LOOK
- COLOR LOOK
- BOOKMATCH
- KIT ENDLESS

SLABS FOR
COUNTERTOPS
& FURNITURE



RANGE SUMMARY



TECHNICAL
SPECIFICATIONS



BOOST TARMAC

BOOST Collection



Size	Thickness	Surface finish	Patterns*
PORCELAIN TILES - RECTIFIED MONOCALIBER			
160 x 320 cm 63" x 126"	± 6 mm	Hammered	R9A 4
160 x 160 cm 63" x 63"	± 6 mm	Matte	R9A 8
120 x 278 cm 47 1/4" x 109 1/2"	± 6 mm	Matte	R9A 7
120 x 240 cm 47 1/4" x 94 1/2"	± 9 mm	Matte Sensitech	R10B 7
120 x 120 cm 47 1/4" x 47 1/4"	± 6 mm	Matte	R9A 14
120 x 120 cm 47 1/4" x 47 1/4"	± 9 mm	Matte Sensitech	R10B 14
OUTDOOR AND WET AREAS - RECTIFIED MONOCALIBER			
120 x 120 cm 47 1/4" x 47 1/4"	± 9 mm	Grip Sensitech	R11C 14
120 x 120 cm 47 1/4" x 47 1/4"	± 20 mm	Outdoor Sensitech	R11C 14
PORCELAIN SLAB - NOT RECTIFIED			
page 253			
162 x 324 cm 63 3/4" x 127 1/2"	± 12 mm	Hammered	



*The various graphics of the product are distributed randomly in the boxes, without the possibility of choosing between the available patterns. Translations: page 292
Destinations of use pag 287

PRISM GRAPHITE

PRISM Collection



Size	Thickness	Surface finish	Patterns*
PORCELAIN TILES - RECTIFIED MONOCALIBER			
120 x 278 cm 47 1/4" x 109 1/2"	± 6 mm	Matte	R9A 6
120 x 120 cm 47 1/4" x 47 1/4"	± 9 mm	Matte Sensitech Silk	R10B 17
V2 Slight Variation			



INDEX



APPLICATIONS >

SURFACE RANGE >

IMAGE GALLERY >

PRODUCT RANGE >

MARBLE LOOK
CONCRETE & RESIN LOOK
STONE LOOK
COLOR LOOK
BOOKMATCH
KIT ENDLESS

SLABS FOR
COUNTERTOPS
& FURNITURE >

RANGE SUMMARY >

TECHNICAL
SPECIFICATIONS >

BOOST PRO GROVE

BOOST PRO Collection



Size	Thickness	Surface finish	Patterns*
------	-----------	----------------	-----------

PORCELAIN TILES - RECTIFIED MONOCALIBER

120 x 278 cm 47 1/4" x 109 1/2"	± 6 mm	Matte	3
------------------------------------	--------	-------	---



V3 Moderate
Variation

*The various graphics of the product are distributed randomly in the boxes, without the possibility of choosing between the available patterns. Translations: page 292
Destinations of use pag 287

BOOST PRO PAINT

BOOST PRO Collection



Size	Thickness	Surface finish	Patterns*
------	-----------	----------------	-----------

PORCELAIN TILES - RECTIFIED MONOCALIBER

120 x 278 cm 47 1/4" x 109 1/2"	± 6 mm	Matte	3
------------------------------------	--------	-------	---



V3 Moderate
Variation

INDEX



APPLICATIONS



SURFACE RANGE



IMAGE GALLERY



PRODUCT RANGE



MARBLE LOOK
CONCRETE & RESIN LOOK
STONE LOOK
COLOR LOOK
BOOKMATCH
KIT ENDLESS

SLABS FOR
COUNTERTOPS
& FURNITURE



RANGE SUMMARY



TECHNICAL
SPECIFICATIONS



PRISM GRADIENT

PRISM Collection



Size	Thickness	Surface finish	Patterns*
------	-----------	----------------	-----------

PORCELAIN TILES - RECTIFIED MONOCALIBER

120 x 278 cm 47 1/4" x 109 1/2"	± 6 mm	Matte	3
------------------------------------	--------	-------	---



V3 Moderate
Variation

The decoration can only be laid on the wall.
Il decoro si può posare solo a rivestimento.

*The various graphics of the product are distributed randomly in the boxes, without the possibility of choosing between the available patterns. Translations: page 292
Destinations of use pag 287

PRISM BRUSH

PRISM Collection



Size	Thickness	Surface finish	Patterns*
------	-----------	----------------	-----------

PORCELAIN TILES - RECTIFIED MONOCALIBER

120 x 278 cm 47 1/4" x 109 1/2"	± 6 mm	Matte	2
------------------------------------	--------	-------	---



V3 Moderate
Variation

The decoration can only be laid on the wall.
Il decoro si può posare solo a rivestimento.

INDEX



APPLICATIONS



SURFACE RANGE



IMAGE GALLERY



PRODUCT RANGE



MARBLE LOOK
CONCRETE & RESIN LOOK
STONE LOOK
COLOR LOOK
BOOKMATCH
KIT ENDLESS

SLABS FOR
COUNTERTOPS
& FURNITURE



RANGE SUMMARY



TECHNICAL
SPECIFICATIONS



BOOST PRO LEAVES

BOOST PRO Collection



Size	Thickness	Surface finish	Patterns*
------	-----------	----------------	-----------

PORCELAIN TILES - RECTIFIED MONOCALIBER

120 x 278 cm 47 1/4" x 109 1/2"	± 6 mm	Matte	2
------------------------------------	--------	-------	---



V3 Moderate
Variation

The decoration can only be laid on the wall.
Il decoro si può posare solo a rivestimento.

*The various graphics of the product are distributed randomly in the boxes, without the possibility of choosing between the available patterns. Translations: page 292
Destinations of use pag 287

LIMS IVORY

LIMS Collection



Size	Thickness	Surface finish	Patterns*
------	-----------	----------------	-----------

PORCELAIN TILES - RECTIFIED MONOCALIBER

120 x 278 cm 47 1/4" x 109 1/2"	± 6 mm	Matte	R9A 6
120 x 120 cm 47 1/4" x 47 1/4"	± 9 mm	Matte Sensitech	R10B 14



V3 Moderate
Variation

Sensitech P.288

INDEX



APPLICATIONS



SURFACE RANGE



IMAGE GALLERY



PRODUCT RANGE



MARBLE LOOK
CONCRETE & RESIN LOOK
STONE LOOK
COLOR LOOK
BOOKMATCH
KIT ENDLESS

SLABS FOR
COUNTERTOPS
& FURNITURE



RANGE SUMMARY



TECHNICAL
SPECIFICATIONS



BOOST STONE IVORY

BOOST STONE Collection



Size	Thickness	Surface finish	Patterns*
PORCELAIN TILES - RECTIFIED MONOCALIBER			
160 x 320 cm 63" x 126"	± 6 mm	Hammered	
120 x 278 cm 47 1/4" x 109 1/2"	± 6 mm	Matte	R9A 6
120 x 120 cm 47 1/4" x 47 1/4"	± 9 mm	Matte Sensitech	R10B 12
PORCELAIN SLAB - NOT RECTIFIED page 253			
162 x 324 cm 63 3/4" x 127 1/2"	± 12 mm	Hammered	



V2 Slight Variation

*The various graphics of the product are distributed randomly in the boxes, without the possibility of choosing between the available patterns. Translations: page 292
Destinations of use pag 287

BOOST STONE WHITE

BOOST STONE Collection



Size	Thickness	Surface finish	Patterns*
PORCELAIN TILES - RECTIFIED MONOCALIBER			
120 x 278 cm 47 1/4" x 109 1/2"	± 6 mm	Matte	R9A 6
120 x 120 cm 47 1/4" x 47 1/4"	± 9 mm	Matte Sensitech	R10B 12
OUTDOOR AND WET AREAS - RECTIFIED MONOCALIBER			
120 x 120 cm 47 1/4" x 47 1/4"	± 20 mm	Outdoor Sensitech	R11C 12



V2 Slight Variation

INDEX



APPLICATIONS



SURFACE RANGE



IMAGE GALLERY



PRODUCT RANGE



MARBLE LOOK
CONCRETE & RESIN LOOK
STONE LOOK
COLOR LOOK
BOOKMATCH
KIT ENDLESS

SLABS FOR
COUNTERTOPS
& FURNITURE



RANGE SUMMARY



TECHNICAL
SPECIFICATIONS



BOOST MINERAL WHITE

BOOST MINERAL Collection



Size	Thickness	Surface finish	Patterns*
PORCELAIN TILES - RECTIFIED MONOCALIBER			
120 x 278 cm 47 1/4" x 109 1/2"	± 6 mm	Matte**	R9A 4
120 x 240 cm 47 1/4" x 94 1/2"	± 9 mm	Matte Sensitech**	R10B 10
120 x 120 cm 47 1/4" x 47 1/4"	± 9 mm	Matte Sensitech	R10B 13
OUTDOOR AND WET AREAS - RECTIFIED MONOCALIBER			
120 x 120 cm 47 1/4" x 47 1/4"	± 20 mm	Outdoor Sensitech	R11C 10



V3 Moderate Variation

*The various graphics of the product are distributed randomly in the boxes, without the possibility of choosing between the available patterns. Translations: page 292
Destinations of use pag 287

**Elegant surface

BOOST MIX IVORY

BOOST MIX Collection

Size	Thickness	Surface finish	Patterns*
PORCELAIN TILES - RECTIFIED MONOCALIBER			
120 x 278 cm 47 1/4" x 109 1/2"	± 6 mm	Matte	R9A 4
120 x 120 cm 47 1/4" x 47 1/4"	± 9 mm	Matte Sensitech	R10B 10
OUTDOOR AND WET AREAS - RECTIFIED MONOCALIBER			
120 x 120 cm 47 1/4" x 47 1/4"	± 20 mm	Outdoor Sensitech	R11C 10



V3 Moderate Variation

Sensitech P.288



INDEX



APPLICATIONS >

SURFACE RANGE >

IMAGE GALLERY >

PRODUCT RANGE >

- MARBLE LOOK
- CONCRETE & RESIN LOOK
- STONE LOOK
- COLOR LOOK
- BOOKMATCH
- KIT ENDLESS

SLABS FOR COUNTERTOPS & FURNITURE >

RANGE SUMMARY >

TECHNICAL SPECIFICATIONS >

BOOST STONE CREAM

BOOST STONE Collection



Size	Thickness	Surface finish	Patterns*
------	-----------	----------------	-----------

PORCELAIN TILES - RECTIFIED MONOCALIBER

120 x 278 cm 47 1/4" x 109 1/2"	± 6 mm	Matte	R9A 6
120 x 120 cm 47 1/4" x 47 1/4"	± 9 mm	Matte Sensitech	R10B 12

OUTDOOR AND WET AREAS - RECTIFIED MONOCALIBER

120 x 120 cm 47 1/4" x 47 1/4"	± 20 mm	Outdoor Sensitech	R11C 12
-----------------------------------	---------	--------------------------	---------



V2 Slight Variation

*The various graphics of the product are distributed randomly in the boxes, without the possibility of choosing between the available patterns. Translations: page 292
Destinations of use pag 287

Sensitech P.288

LIMS GREY

LIMS Collection



Size	Thickness	Surface finish	Patterns*
------	-----------	----------------	-----------

PORCELAIN TILES - RECTIFIED MONOCALIBER

120 x 278 cm 47 1/4" x 109 1/2"	± 6 mm	Matte	R9A 6
120 x 120 cm 47 1/4" x 47 1/4"	± 9 mm	Matte Sensitech	R10B 14



V3 Moderate Variation

INDEX



APPLICATIONS



SURFACE RANGE



IMAGE GALLERY



PRODUCT RANGE



MARBLE LOOK
CONCRETE & RESIN LOOK
STONE LOOK
COLOR LOOK
BOOKMATCH
KIT ENDLESS

SLABS FOR
COUNTERTOPS
& FURNITURE



RANGE SUMMARY



TECHNICAL
SPECIFICATIONS



LIMS BEIGE

LIMS Collection



Size	Thickness	Surface finish	Patterns*
PORCELAIN TILES - RECTIFIED MONOCALIBER			
120 x 278 cm 47 1/4" x 109 1/2"	± 6 mm	Matte	R9A 6
120 x 120 cm 47 1/4" x 47 1/4"	± 9 mm	Matte Sensitech	R10B 14



V3 Moderate Variation

*The various graphics of the product are distributed randomly in the boxes, without the possibility of choosing between the available patterns. Translations: page 292
Destinations of use pag 287

LIMS DESERT

LIMS Collection



Size	Thickness	Surface finish	Patterns*
PORCELAIN TILES - RECTIFIED MONOCALIBER			
120 x 278 cm 47 1/4" x 109 1/2"	± 6 mm	Matte	R9A 6
120 x 120 cm 47 1/4" x 47 1/4"	± 9 mm	Matte Sensitech	R10B 14



V3 Moderate Variation

Sensitech P.288

INDEX



APPLICATIONS



SURFACE RANGE



IMAGE GALLERY



PRODUCT RANGE



- MARBLE LOOK
- CONCRETE & RESIN LOOK
- STONE LOOK
- COLOR LOOK
- BOOKMATCH
- KIT ENDLESS

SLABS FOR
COUNTERTOPS
& FURNITURE



RANGE SUMMARY



TECHNICAL
SPECIFICATIONS



BOOST STONE PEARL

BOOST STONE Collection



Size	Thickness	Surface finish	Patterns*
------	-----------	----------------	-----------

PORCELAIN TILES - RECTIFIED MONOCALIBER

120 x 278 cm 47 1/4" x 109 1/2"	± 6 mm	Matte	R9A 6
120 x 120 cm 47 1/4" x 47 1/4"	± 9 mm	Matte Sensitech	R10B 14



V3 Moderate Variation

*The various graphics of the product are distributed randomly in the boxes, without the possibility of choosing between the available patterns. Translations: page 292
Destinations of use pag 287

**Elegant surface

BOOST MINERAL PEARL

BOOST MINERAL Collection



Size	Thickness	Surface finish	Patterns*
------	-----------	----------------	-----------

PORCELAIN TILES - RECTIFIED MONOCALIBER

120 x 278 cm 47 1/4" x 109 1/2"	± 6 mm	Matte**	R9A 4
120 x 240 cm 47 1/4" x 94 1/2"	± 9 mm	Matte Sensitech**	R10B 10
120 x 120 cm 47 1/4" x 47 1/4"	± 9 mm	Matte Sensitech	R10B 13



V3 Moderate Variation

Sensitech P.288

INDEX



APPLICATIONS



SURFACE RANGE



IMAGE GALLERY



PRODUCT RANGE



MARBLE LOOK
CONCRETE & RESIN LOOK
STONE LOOK
COLOR LOOK
BOOKMATCH
KIT ENDLESS

SLABS FOR
COUNTERTOPS
& FURNITURE



RANGE SUMMARY




TECHNICAL
SPECIFICATIONS



BOOST MIX PEARL

BOOST MIX Collection



Size	Thickness	Surface finish	Patterns*
PORCELAIN TILES - RECTIFIED MONOCALIBER			
120 x 278 cm 47 1/4" x 109 1/2"	± 6 mm	Matte	R9A 4
120 x 120 cm 47 1/4" x 47 1/4"	± 9 mm	Matte Sensitech	R10B 10
OUTDOOR AND WET AREAS - RECTIFIED MONOCALIBER			
120 x 120 cm 47 1/4" x 47 1/4"	± 20 mm	Outdoor Sensitech	R11C 10



V3 Moderate Variation

*The various graphics of the product are distributed randomly in the boxes, without the possibility of choosing between the available patterns. Translations: page 292
Destinations of use pag 287

BOOST STONE GREY

BOOST STONE Collection



Size	Thickness	Surface finish	Patterns*
PORCELAIN TILES - RECTIFIED MONOCALIBER			
120 x 278 cm 47 1/4" x 109 1/2"	± 6 mm	Matte	R9A 6
120 x 120 cm 47 1/4" x 47 1/4"	± 9 mm	Matte Sensitech	R10B 12
OUTDOOR AND WET AREAS - RECTIFIED MONOCALIBER			
120 x 120 cm 47 1/4" x 47 1/4"	± 20 mm	Outdoor Sensitech	R11C 12



V2 Slight Variation

INDEX



APPLICATIONS



SURFACE RANGE



IMAGE GALLERY



PRODUCT RANGE



MARBLE LOOK
CONCRETE & RESIN LOOK
STONE LOOK
COLOR LOOK
BOOKMATCH
KIT ENDLESS

SLABS FOR
COUNTERTOPS
& FURNITURE



RANGE SUMMARY



TECHNICAL
SPECIFICATIONS



BOOST MINERAL GREY

BOOST MINERAL Collection



Size	Thickness	Surface finish	Patterns*
------	-----------	----------------	-----------

PORCELAIN TILES - RECTIFIED MONOCALIBER

160 x 320 cm 63" x 126"	± 6 mm	Hammered	
120 x 278 cm 47 1/4" x 109 1/2"	± 6 mm	Matte**	R9A 4
120 x 240 cm 47 1/4" x 94 1/2"	± 9 mm	Matte Sensitech**	R10B 10
120 x 120 cm 47 1/4" x 47 1/4"	± 9 mm	Matte Sensitech	R10B 13

OUTDOOR AND WET AREAS - RECTIFIED MONOCALIBER

120 x 120 cm 47 1/4" x 47 1/4"	± 20 mm	Outdoor Sensitech	R11C 10
120 x 240 cm 47 1/4" x 94 1/2"	± 20 mm	Outdoor Sensitech**	R11C 10

PORCELAIN SLAB - NOT RECTIFIED

page 253

162 x 324 cm 63 3/4" x 127 1/2"	± 12 mm	Hammered	
------------------------------------	---------	----------	--



V3 Moderate Variation

*The various graphics of the product are distributed randomly in the boxes, without the possibility of choosing between the available patterns. Translations: page 292
Destinations of use pag 287

**Elegant surface

Sensitech P.288

BOOST STONE SMOKE

BOOST STONE Collection



Size	Thickness	Surface finish	Patterns*
------	-----------	----------------	-----------

PORCELAIN TILES - RECTIFIED MONOCALIBER

120 x 278 cm 47 1/4" x 109 1/2"	± 6 mm	Matte	R9A 6
120 x 120 cm 47 1/4" x 47 1/4"	± 9 mm	Matte Sensitech	R10B 12

OUTDOOR AND WET AREAS - RECTIFIED MONOCALIBER

120 x 120 cm 47 1/4" x 47 1/4"	± 20 mm	Outdoor Sensitech	R11C 12
-----------------------------------	---------	--------------------------	---------



V2 Slight Variation

INDEX



APPLICATIONS



SURFACE RANGE



IMAGE GALLERY



PRODUCT RANGE



MARBLE LOOK
CONCRETE & RESIN LOOK
STONE LOOK
COLOR LOOK
BOOKMATCH
KIT ENDLESS

SLABS FOR
COUNTERTOPS
& FURNITURE



RANGE SUMMARY



TECHNICAL
SPECIFICATIONS



BOOST MINERAL SMOKE

BOOST MINERAL Collection



Size	Thickness	Surface finish	Patterns*
PORCELAIN TILES - RECTIFIED MONOCALIBER			
120 x 278 cm 47 1/4" x 109 1/2"	± 6 mm	Matte**	R9A 4
120 x 240 cm 47 1/4" x 94 1/2"	± 9 mm	Matte Sensitech	R10B 10
120 x 120 cm 47 1/4" x 47 1/4"	± 9 mm	Matte Sensitech	R10B 13
OUTDOOR AND WET AREAS - RECTIFIED MONOCALIBER			
120 x 120 cm 47 1/4" x 47 1/4"	± 20 mm	Outdoor Sensitech	R11C 10




*The various graphics of the product are distributed randomly in the boxes, without the possibility of choosing between the available patterns. Translations: page 292
Destinations of use pag 287

**Elegant surface

BOOST MIX SMOKE

BOOST MIX Collection



Size	Thickness	Surface finish	Patterns*
PORCELAIN TILES - RECTIFIED MONOCALIBER			
120 x 278 cm 47 1/4" x 109 1/2"	± 6 mm	Matte	R9A 4
120 x 120 cm 47 1/4" x 47 1/4"	± 9 mm	Matte Sensitech	R10B 10
OUTDOOR AND WET AREAS - RECTIFIED MONOCALIBER			
120 x 120 cm 47 1/4" x 47 1/4"	± 20 mm	Outdoor Sensitech	R11C 10



INDEX



APPLICATIONS



SURFACE RANGE



IMAGE GALLERY



PRODUCT RANGE



- MARBLE LOOK
- CONCRETE & RESIN LOOK
- STONE LOOK
- COLOR LOOK
- BOOKMATCH
- KIT ENDLESS

SLABS FOR
COUNTERTOPS
& FURNITURE



RANGE SUMMARY



TECHNICAL
SPECIFICATIONS



BOOST STONE CLAY

BOOST STONE Collection



Size	Thickness	Surface finish	Patterns*
------	-----------	----------------	-----------

PORCELAIN TILES - RECTIFIED MONOCALIBER

120 x 278 cm 47 1/4" x 109 1/2"	± 6 mm	Matte	R9A 6
120 x 120 cm 47 1/4" x 47 1/4"	± 9 mm	Matte Sensitech	R10B 12

OUTDOOR AND WET AREAS - RECTIFIED MONOCALIBER

120 x 120 cm 47 1/4" x 47 1/4"	± 20 mm	Outdoor Sensitech	R11C 12
-----------------------------------	---------	--------------------------	---------



V2 Slight Variation

*The various graphics of the product are distributed randomly in the boxes, without the possibility of choosing between the available patterns. Translations: page 292
Destinations of use pag 287

BOOST STONE TAUPE

BOOST STONE Collection



Size	Thickness	Surface finish	Patterns*
------	-----------	----------------	-----------

PORCELAIN TILES - RECTIFIED MONOCALIBER

120 x 278 cm 47 1/4" x 109 1/2"	± 6 mm	Matte	R9A 6
120 x 120 cm 47 1/4" x 47 1/4"	± 9 mm	Matte Sensitech	R10B 12



V2 Slight Variation

INDEX



APPLICATIONS



SURFACE RANGE



IMAGE GALLERY



PRODUCT RANGE



MARBLE LOOK
CONCRETE & RESIN LOOK
STONE LOOK
COLOR LOOK
BOOKMATCH
KIT ENDLESS

SLABS FOR
COUNTERTOPS
& FURNITURE



RANGE SUMMARY



TECHNICAL
SPECIFICATIONS



BOOST STONE TOBACCO

BOOST STONE Collection



Size	Thickness	Surface finish	Patterns*
PORCELAIN TILES - RECTIFIED MONOCALIBER			
120 x 278 cm 47 1/4" x 109 1/2"	± 6 mm	Matte	R9A 6
120 x 120 cm 47 1/4" x 47 1/4"	± 9 mm	Matte Sensitech	R10B 12



V2 Slight Variation

Size	Thickness	Surface finish	Patterns*
PORCELAIN TILES - RECTIFIED MONOCALIBER			
120 x 278 cm 47 1/4" x 109 1/2"	± 6 mm	Matte	R9A 6
120 x 120 cm 47 1/4" x 47 1/4"	± 9 mm	Matte Sensitech	R10B 12



V2 Slight Variation

OUTDOOR AND WET AREAS - RECTIFIED MONOCALIBER

120 x 120 cm 47 1/4" x 47 1/4"	± 20 mm	Outdoor Sensitech	R11C 12
-----------------------------------	---------	--------------------------	---------



V2 Slight Variation

*The various graphics of the product are distributed randomly in the boxes, without the possibility of choosing between the available patterns. Translations: page 292
Destinations of use pag 287

BOOST STONE TARMAC

BOOST STONE Collection



INDEX



APPLICATIONS >

SURFACE RANGE >

IMAGE GALLERY >

PRODUCT RANGE >

MARBLE LOOK
CONCRETE & RESIN LOOK
STONE LOOK
COLOR LOOK
BOOKMATCH
KIT ENDLESS

SLABS FOR
COUNTERTOPS
& FURNITURE >

RANGE SUMMARY >

TECHNICAL
SPECIFICATIONS >

BOOST MINERAL TARMAC

BOOST MINERAL Collection



Size	Thickness	Surface finish	Patterns*
PORCELAIN TILES - RECTIFIED MONOCALIBER			
120 x 278 cm 47 1/4" x 109 1/2"	± 6 mm	Matte**	R9A 4
120 x 240 cm 47 1/4" x 94 1/2"	± 9 mm	Matte Sensitech**	R10B 10
120 x 120 cm 47 1/4" x 47 1/4"	± 9 mm	Matte Sensitech	R10B 13
OUTDOOR AND WET AREAS - RECTIFIED MONOCALIBER			
120 x 120 cm 47 1/4" x 47 1/4"	± 20 mm	Outdoor Sensitech	R11C 10



*The various graphics of the product are distributed randomly in the boxes, without the possibility of choosing between the available patterns. Translations: page 292
Destinations of use pag 287

**Elegant surface


PURE FROG

BOOST COLOR Collection

Size	Thickness	Surface finish	Patterns*
PORCELAIN TILES - RECTIFIED MONOCALIBER			
120 x 278 cm 47 1/4" x 109 1/2"	± 6 mm	Matte	1



Sensitech P.288



INDEX



APPLICATIONS >

SURFACE RANGE >

IMAGE GALLERY >

PRODUCT RANGE >

- MARBLE LOOK
- CONCRETE & RESIN LOOK
- STONE LOOK
- COLOR LOOK
- BOOKMATCH
- KIT ENDLESS

SLABS FOR COUNTERTOPS & FURNITURE >

RANGE SUMMARY >

TECHNICAL SPECIFICATIONS >

BOOST COLOR SALIX

BOOST COLOR Collection



Size	Thickness	Surface finish	Patterns*
------	-----------	----------------	-----------

PORCELAIN TILES - RECTIFIED MONOCALIBER

120 x 278 cm 47 1/4" x 109 1/2"	± 6 mm	Matte	R9A 3
------------------------------------	--------	-------	-------



V2 Slight Variation

*The various graphics of the product are distributed randomly in the boxes, without the possibility of choosing between the available patterns. Translations: page 292
Destinations of use pag 287

PRISM CARAMEL

PRISM Collection



Size	Thickness	Surface finish	Patterns*
------	-----------	----------------	-----------

PORCELAIN TILES - RECTIFIED MONOCALIBER

120 x 278 cm 47 1/4" x 109 1/2"	± 6 mm	Matte	6
------------------------------------	--------	-------	---



V2 Slight Variation

The decoration can only be laid on the wall.
Il decoro si può posare solo a rivestimento.

INDEX



APPLICATIONS



SURFACE RANGE



IMAGE GALLERY



PRODUCT RANGE



MARBLE LOOK
 CONCRETE & RESIN LOOK
 STONE LOOK
 COLOR LOOK
 BOOKMATCH
 KIT ENDLESS

SLABS FOR
COUNTERTOPS
& FURNITURE



RANGE SUMMARY



TECHNICAL
SPECIFICATIONS



PRISM GRAPE

PRISM Collection



Size	Thickness	Surface finish	Patterns*
------	-----------	----------------	-----------

PORCELAIN TILES - RECTIFIED MONOCALIBER

120 x 278 cm 47 1/4" x 109 1/2"	± 6 mm	Matte	6
------------------------------------	--------	-------	---



V2 Slight Variation

The decoration can only be laid on the wall.
Il decoro si può posare solo a rivestimento.

*The various graphics of the product are distributed randomly in the boxes, without the possibility of choosing between the available patterns. Translations: page 292
Destinations of use pag 287

PRISM BLOOM

PRISM Collection



Size	Thickness	Surface finish	Patterns*
------	-----------	----------------	-----------

PORCELAIN TILES - RECTIFIED MONOCALIBER

120 x 278 cm 47 1/4" x 109 1/2"	± 6 mm	Matte	6
------------------------------------	--------	-------	---



V2 Slight Variation

The decoration can only be laid on the wall.
Il decoro si può posare solo a rivestimento.

INDEX



APPLICATIONS



SURFACE RANGE



IMAGE GALLERY



PRODUCT RANGE



MARBLE LOOK
 CONCRETE & RESIN LOOK
 STONE LOOK
 COLOR LOOK
 BOOKMATCH
 KIT ENDLESS

SLABS FOR COUNTERTOPS & FURNITURE



RANGE SUMMARY



TECHNICAL SPECIFICATIONS



BOOST COLOR MAUVE

BOOST COLOR Collection



Size	Thickness	Surface finish	Patterns*
------	-----------	----------------	-----------

PORCELAIN TILES - RECTIFIED MONOCALIBER

120 x 278 cm 47 1/4" x 109 1/2"	± 6 mm	Matte	R9A 3
------------------------------------	--------	-------	-------



V2 Slight Variation

The decoration can only be laid on the wall.
Il decoro si può posare solo a rivestimento.

*The various graphics of the product are distributed randomly in the boxes, without the possibility of choosing between the available patterns. Translations: page 292
Destinations of use pag 287

BOOST NATURAL COBALT

BOOST NATURAL Collection



Size	Thickness	Surface finish	Patterns*
------	-----------	----------------	-----------

PORCELAIN TILES - RECTIFIED MONOCALIBER

120 x 278 cm 47 1/4" x 109 1/2"	± 6 mm	Matte	R9A 3
120 x 120 cm 47 1/4" x 47 1/4"	± 9 mm	Matte Sensitech	R10B 9



V2 Slight Variation

INDEX



APPLICATIONS



SURFACE RANGE



IMAGE GALLERY



PRODUCT RANGE



MARBLE LOOK
CONCRETE & RESIN LOOK
STONE LOOK
COLOR LOOK
BOOKMATCH
KIT ENDLESS

SLABS FOR
COUNTERTOPS
& FURNITURE



RANGE SUMMARY



TECHNICAL
SPECIFICATIONS



PRISM DUSK

PRISM Collection



Size	Thickness	Surface finish	Patterns*
PORCELAIN TILES - RECTIFIED MONOCALIBER			
120 x 278 cm 47 1/4" x 109 1/2"	± 6 mm	Matte	6



V2 Slight Variation

The decoration can only be laid on the wall.
Il decoro si può posare solo a rivestimento.

*The various graphics of the product are distributed randomly in the boxes, without the possibility of choosing between the available patterns. Translations: page 292
Destinations of use pag 287

BOOST COLOR TEAL

BOOST COLOR Collection



Size	Thickness	Surface finish	Patterns*
PORCELAIN TILES - RECTIFIED MONOCALIBER			
120 x 278 cm 47 1/4" x 109 1/2"	± 6 mm	Matte	R9A 3



V2 Slight Variation

INDEX



APPLICATIONS



SURFACE RANGE



IMAGE GALLERY



PRODUCT RANGE



- MARBLE LOOK
- CONCRETE & RESIN LOOK
- STONE LOOK
- COLOR LOOK
- BOOKMATCH
- KIT ENDLESS

SLABS FOR COUNTERTOPS & FURNITURE



RANGE SUMMARY




TECHNICAL SPECIFICATIONS



PRISM MIDNIGHT

PRISM Collection



Size	Thickness	Surface finish	Patterns*
------	-----------	----------------	-----------

PORCELAIN TILES - RECTIFIED MONOCALIBER

120 x 278 cm 47 1/4" x 109 1/2"	± 6 mm	Matte	6
------------------------------------	--------	-------	---



V2 Slight Variation

The decoration can only be laid on the wall.
Il decoro si può posare solo a rivestimento.

*The various graphics of the product are distributed randomly in the boxes, without the possibility of choosing between the available patterns. Translations: page 292
Destinations of use pag 287

BOOST COLOR JADE

BOOST COLOR Collection



Size	Thickness	Surface finish	Patterns*
------	-----------	----------------	-----------

PORCELAIN TILES - RECTIFIED MONOCALIBER

120 x 278 cm 47 1/4" x 109 1/2"	± 6 mm	Matte	R9A 3
------------------------------------	--------	-------	-------



V2 Slight Variation

INDEX



APPLICATIONS



SURFACE RANGE



IMAGE GALLERY



PRODUCT RANGE



MARBLE LOOK
CONCRETE & RESIN LOOK
STONE LOOK
COLOR LOOK
BOOKMATCH
KIT ENDLESS

SLABS FOR
COUNTERTOPS
& FURNITURE



RANGE SUMMARY



TECHNICAL
SPECIFICATIONS



PRISM MOSS

PRISM Collection



Size	Thickness	Surface finish	Patterns*
------	-----------	----------------	-----------

PORCELAIN TILES - RECTIFIED MONOCALIBER

120 x 278 cm 47 1/4" x 109 1/2"	± 6 mm	Matte	6
------------------------------------	--------	-------	---



V2 Slight Variation

*The various graphics of the product are distributed randomly in the boxes, without the possibility of choosing between the available patterns. Translations: page 292
Destinations of use pag 287

PRISM EMERALD

PRISM Collection



Size	Thickness	Surface finish	Patterns*
------	-----------	----------------	-----------

PORCELAIN TILES - RECTIFIED MONOCALIBER

120 x 278 cm 47 1/4" x 109 1/2"	± 6 mm	Matte	R9A 6
------------------------------------	--------	-------	-------



V2 Slight Variation

The decoration can only be laid on the wall.
Il decoro si può posare solo a rivestimento.

INDEX



APPLICATIONS >

SURFACE RANGE >

IMAGE GALLERY >

PRODUCT RANGE >

- MARBLE LOOK
- CONCRETE & RESIN LOOK
- STONE LOOK
- COLOR LOOK
- BOOKMATCH
- KIT ENDLESS

SLABS FOR COUNTERTOPS & FURNITURE >

RANGE SUMMARY >

TECHNICAL SPECIFICATIONS >

Bookmatch laying patterns*




**Marvel
Calacatta Extra
Bookmatch**

120 x 278 cm ▲
47 1/4" x 109 1/2"

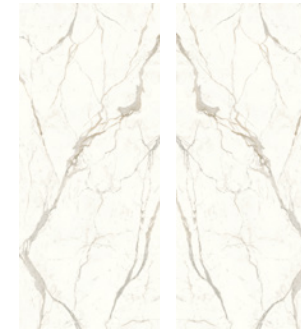


Bookmatch A Bookmatch B

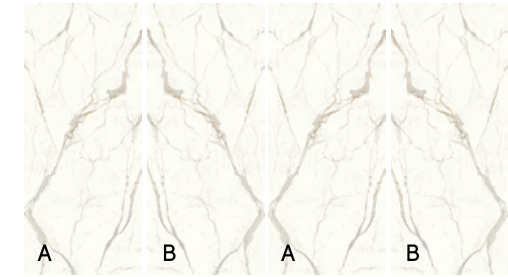
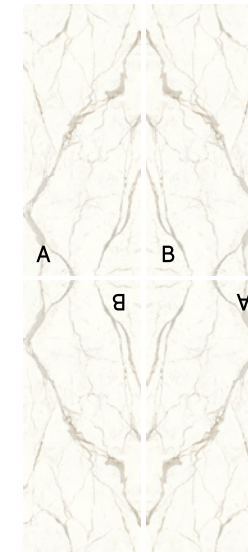


**Marvel
Calacatta Prestigio
Bookmatch**

120 x 278 cm ▲
47 1/4" x 109 1/2"

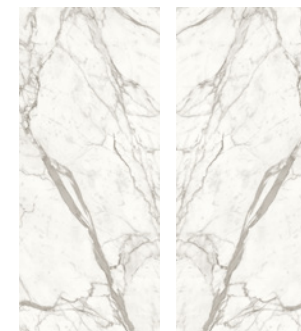


Bookmatch A Bookmatch B

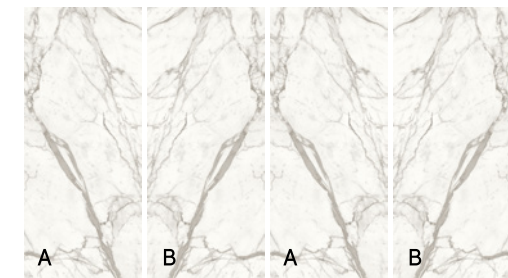
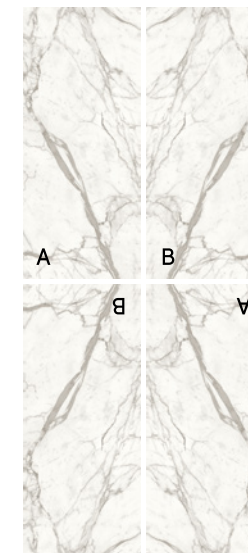


**Marvel
Statuario Supremo
Bookmatch**

120 x 278 cm ▲
47 1/4" x 109 1/2"



Bookmatch A Bookmatch B



▲ For best results it is recommended to follow one of the following laying patterns.

* The various graphics of the product are distributed randomly in the boxes, without the possibility of choosing between the available patterns.

Minor misalignments in the continuity of the veins between different graphics is normal for this type of product.

Codes A and B are sold separately.

Translations: page 292

INDEX



APPLICATIONS



SURFACE RANGE



IMAGE GALLERY



PRODUCT RANGE



MARBLE LOOK
CONCRETE & RESIN LOOK
STONE LOOK
COLOR LOOK
BOOKMATCH
KIT ENDLESS

SLABS FOR
COUNTERTOPS
& FURNITURE



RANGE SUMMARY



TECHNICAL
SPECIFICATIONS



Kit endless laying patterns

Marvel
Calacatta Prestigio
Endless

120 x 278 cm ■
47 1/4" x 109 1/2"




Marvel
Statuario Supremo
Endless

120 x 278 cm ■
47 1/4" x 109 1/2"



Marvel
Calacatta Imperiale
Endless

120 x 278 cm ■
47 1/4" x 109 1/2"




Marvel
Calacatta Bernini
Endless

120 x 278 cm ■
47 1/4" x 109 1/2"




Marvel
Calacatta Meraviglia
Endless

120 x 278 cm ■
47 1/4" x 109 1/2"



Marvel
Calacatta Sublime
Endless

120 x 278 cm ■
47 1/4" x 109 1/2"



Marvel
Calacatta Extra
Endless

120 x 278 cm ■
47 1/4" x 109 1/2"



Marvel
Silver Majestic
Endless

120 x 278 cm ■
47 1/4" x 109 1/2"




Marvel
Grigio Elegante
Endless

120 x 278 cm ■
47 1/4" x 109 1/2"



Marvel
Black Origin
Endless

120 x 278 cm ■
47 1/4" x 109 1/2"



■ The Endless Kit contains all the graphics of the product with vein continuity, ensuring that all the numbered faces in the composition can be found in a single box. The number of the graphic - G1, G2, G3, etc - is printed on the side and indicated with an adhesive label placed on the slab. To reconstruct the surface with continuous veins, simply lay the tiles in numerical progression: G1, G2, G3 and so on. Minor misalignments in the continuity of the veins between different graphics is normal for this type of product. Translations: page 292

INDEX



APPLICATIONS



SURFACE RANGE



IMAGE GALLERY



PRODUCT RANGE



- MARBLE LOOK
- CONCRETE & RESIN LOOK
- STONE LOOK
- COLOR LOOK
- BOOKMATCH
- KIT ENDLESS

SLABS FOR
COUNTERTOPS
& FURNITURE



RANGE SUMMARY




TECHNICAL
SPECIFICATIONS






Slabs for countertops & furniture

atlasPLAN



162x324 ± 12-20 mm
SINGLE SLAB NON-RECTIFIED



159x324 ± 20 mm
SINGLE SLAB NON-RECTIFIED

- ↔ MARBLE LOOK
- ↔ WOOD LOOK
- ↔ CONCRETE & RESIN LOOK
- ↔ STONE LOOK
- ↔ SOLID LOOK
- ↔ METAL LOOK
- ↔ NOTES



atlasconcorde.com >
ATLAS PLAN

INDEX



APPLICATIONS >

SURFACE RANGE >

IMAGE GALLERY >

PRODUCT RANGE >

SLABS FOR
COUNTERTOPS
& FURNITURE >

RANGE SUMMARY >

TECHNICAL
SPECIFICATIONS >

Slabs for Countertops & Furniture




INDEX



Marble Look - Non-Rectified




CALACATTA APUANO
 162x324 cm - 63³/₄"x127¹/₂"
 ± 12 mm ST * - Polished, Silk
 ± 12 mm ST * Bookmatch - Polished, Silk



CALACATTA DELICATO
 162x324 cm - 63³/₄"x127¹/₂"
 ± 12 mm ST * - Silk



CALACATTA PRESTIGIO
 162x324 cm - 63³/₄"x127¹/₂"
 ± 12 mm ST * - Silk
 ± 12 mm ST * Bookmatch - Silk




BIANCO DOLOMITE
 162x324 cm - 63³/₄"x127¹/₂"
 ± 12 mm ST * - Polished
 159x324 cm - 62⁵/₈"x127¹/₂"
 ± 20 mm - Polished

Marble Look - Non-Rectified



CALACATTA IMPERIALE
 162x324 cm - 63³/₄"x127¹/₂"
 ± 12 mm ST * - Polished, Silk
 ± 12 mm ST * Bookmatch - Polished, Silk

159x324 cm - 62⁵/₈"x127¹/₂"
 ± 20 mm Natura-Vein[®] - Polished, Matte



CALACATTA BERNINI
 162x324 cm - 63³/₄"x127¹/₂"
 ± 12 mm ST * - Polished, Silk
 ± 12 mm ST * Bookmatch - Polished, Silk

159x324 cm - 62⁵/₈"x127¹/₂"
 ± 20 mm Natura-Vein[®] - Polished, Matte

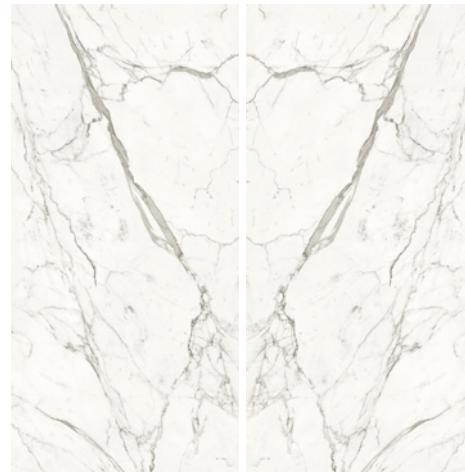


ONYX WHITE
 162x324 cm - 63³/₄"x127¹/₂"
 ± 12 mm ST * - Polished, Silk
 ± 12 mm ST * Bookmatch - Polished, Silk



CALACATTA EXTRA
 162x324 cm - 63³/₄"x127¹/₂"
 ± 12 mm ST * - Polished, Silk
 ± 12 mm ST * Bookmatch - Polished, Silk

159x324 cm - 62⁵/₈"x127¹/₂"
 ± 20 mm - Polished, Matte
 ± 20 mm Bookmatch - Polished, Matte
 ± 20 mm Natura-Vein[®] - Polished, Matte



STATUARIO SUPREMO
 162x324 cm - 63³/₄"x127¹/₂"
 ± 12 mm ST * - Polished, Silk, Satin
 ± 12 mm ST * Bookmatch - Polished, Silk, Satin

159x324 cm - 62⁵/₈"x127¹/₂"
 ± 20 mm Natura-Vein[®] - Polished, Matte



CALACATTA MERAVIGLIA
 162x324 cm - 63³/₄"x127¹/₂"
 ± 12 mm ST * - Polished, Silk
 ± 12 mm ST * Bookmatch - Polished, Silk



CRYSTAL WHITE
 162x324 cm - 63³/₄"x127¹/₂"
 ± 12 mm ST * - Polished, Silk
 ± 12 mm ST * Bookmatch - Polished, Silk

159x324 cm - 62⁵/₈"x127¹/₂"
 ± 20 mm - Polished
 ± 20 mm Bookmatch - Polished



TRAVERTINO SAND
 162x324 cm - 63³/₄"x127¹/₂"
 ± 12 mm ST * - Hammered



TRAVERTINO PEARL
 162x324 cm - 63³/₄"x127¹/₂"
 ± 12 mm ST * - Hammered



CREAM PRESTIGE
 162x324 cm - 63³/₄"x127¹/₂"
 ± 12 mm ST * - Silk

APPLICATIONS



SURFACE RANGE



IMAGE GALLERY



PRODUCT RANGE



SLABS FOR
 COUNTERTOPS
 & FURNITURE



RANGE SUMMARY



TECHNICAL
 SPECIFICATIONS



* With fiberglass mesh

Slabs for Countertops & Furniture




INDEX



Marble Look - Non-Rectified



CALACATTA ANTIQUE
 162x324 cm - 63³/₄"x127¹/₂"
 ✂ 12 mm ST * - Polished
 ✂ 12 mm ST * Bookmatch - Polished



CALACATTA GOLD
 162x324 cm - 63³/₄"x127¹/₂"
 ✂ 12 mm ST * - Polished, Silk
 ✂ 12 mm ST * Bookmatch - Polished, Silk




DESERT SOUL
 162x324 cm - 63³/₄"x127¹/₂"
 ✂ 12 mm ST * - Polished, Silk
 ✂ 12 mm ST * Bookmatch - Polished, Silk
 ✂ 20 mm - Polished
 ✂ 20 mm Bookmatch - Polished


159x324 cm - 62²/₈"x127¹/₂"
 ✂ 20 mm Natura-Vein™ - Polished




Marble Look - Non-Rectified



WHITE CLOUD
 162x324 cm - 63³/₄"x127¹/₂"
 ✂ 12 mm ST * - Silk




LIGHT GREY STONE
 162x324 cm - 63³/₄"x127¹/₂"
 ✂ 12 mm ST * - Silk



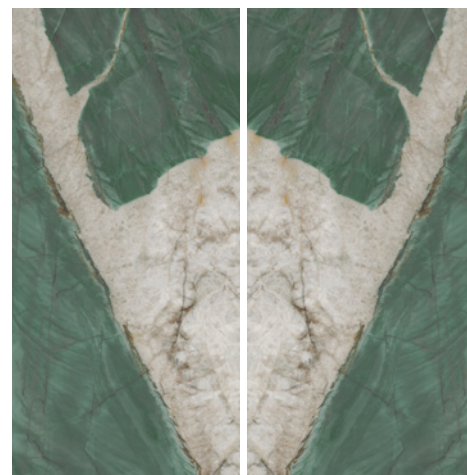
GREY STONE
 162x324 cm - 63³/₄"x127¹/₂"
 ✂ 12 mm ST * - Silk
 ✂ 20 mm - Matte




PRECIOUS BROWN
 162x324 cm - 63³/₄"x127¹/₂"
 ✂ 12 mm ST * - Silk
 ✂ 12 mm ST * Bookmatch - Silk




EXOTIC GREEN
 162x324 cm - 63³/₄"x127¹/₂"
 ✂ 12 mm ST * - Polished
 ✂ 12 mm ST * Bookmatch - Polished





EXOTIC WAVE
 162x324 cm - 63³/₄"x127¹/₂"
 ✂ 12 mm ST * - Polished
 ✂ 12 mm ST * Bookmatch - Polished




FIOR DI BOSCO
 162x324 cm - 63³/₄"x127¹/₂"
 ✂ 12 mm ST * - Polished, Silk
 ✂ 12 mm ST * Bookmatch - Polished, Silk



BLACK ATLANTIS
 162x324 cm - 63³/₄"x127¹/₂"
 ✂ 12 mm ST * - Polished, Silk
 ✂ 12 mm ST * Bookmatch - Polished, Silk



NERO MARQUINA
 162x324 cm - 63³/₄"x127¹/₂"
 ✂ 12 mm ST * - Polished, Silk, Satin
 ✂ 12 mm ST * Bookmatch - Polished, Silk, Satin
 ✂ 20 mm - Matte



Wood Look Non-Rectified



NOCE CANALETTO
 162x324 cm - 63³/₄"x127¹/₂"
 ✂ 12 mm ST * - Matte

APPLICATIONS



SURFACE RANGE



IMAGE GALLERY



PRODUCT RANGE



SLABS FOR
COUNTERTOPS
& FURNITURE



RANGE SUMMARY



TECHNICAL
SPECIFICATIONS



* With fiberglass mesh

Slabs for Countertops & Furniture



INDEX



Concrete Look - Non-Rectified



BOOST BALANCE ASH
162x324 cm - 63³/₄"x127¹/₂"
✂ 12 mm ST * - Matte



BOOST NATURAL ECRÚ
162x324 cm - 63³/₄"x127¹/₂"
✂ 12 mm ST * - Hammered



BOOST WHITE
162x324 cm - 63³/₄"x127¹/₂"
✂ 12 mm ST * - Hammered



BOOST GREY
162x324 cm - 63³/₄"x127¹/₂"
✂ 12 mm ST * - Hammered


Stone Look - Non-Rectified



BOOST STONE IVORY
162x324 cm - 63³/₄"x127¹/₂"
✂ 12 mm ST * - Hammered




BOOST MINERAL GREY
162x324 cm - 63³/₄"x127¹/₂"
✂ 12 mm ST * - Hammered



KONE MIX
162x324 cm - 63³/₄"x127¹/₂"
✂ 12 mm ST * - Hammered



BOOST SMOKE
162x324 cm - 63³/₄"x127¹/₂"
✂ 12 mm ST * - Hammered



BOOST TARMAC
162x324 cm - 63³/₄"x127¹/₂"
✂ 12 mm ST * - Hammered



BALSATINA VOLCANO
162x324 cm - 63³/₄"x127¹/₂"
✂ 12 mm ST * - Hammered
✂ 20 mm Natura-Body⁽²⁾ - Hammered



SOAPSTONE DARK
162x324 cm - 63³/₄"x127¹/₂"
✂ 12 mm ST * - Hammered
✂ 20 mm Natura-Body⁽²⁾ - Hammered



* With fiberglass mesh

APPLICATIONS >

SURFACE RANGE >

IMAGE GALLERY >

PRODUCT RANGE >


SLABS FOR
COUNTERTOPS
& FURNITURE >

RANGE SUMMARY >

TECHNICAL
SPECIFICATIONS >

Slabs for Countertops & Furniture

Solid Look



ABSOLUTE WHITE
162x324 cm - 63 3/4" x 127 1/2"
✂ 12 mm ST * - Polished, Matte

159x324 cm - 62 1/8" x 127 1/2"
✂ 20 mm - Matte



ABSOLUTE BLACK
162x324 cm - 63 3/4" x 127 1/2"
✂ 12 mm ST * - Matte

Metal Look



BLACK LAVA
162x324 cm - 63 3/4" x 127 1/2"
✂ 12 mm ST * - Leathered
✂ 20 mm - Leathered



BLAZE IRON
162x324 cm - 63 3/4" x 127 1/2"
✂ 12 mm ST * - Matte



Natura-Vein™ Tech is the technology from the Concorde Group that makes it possible to recreate the typical veining of a natural material such as marble in porcelain stoneware slabs at an industrial level. This exclusive technology can also be applied to Atlas Plan slabs with a thickness of 20 mm.

Natura-Vein™ Tech è la tecnologia del Gruppo Concorde che permette di riprodurre nello spessore delle lastre in gres porcellanato la venatura tipica di un materiale naturale come il marmo. Una tecnologia esclusiva che può essere applicata alle lastre Atlas Plan con spessore di 20 mm.



Natura-Body™ Tech is the technology from the Concorde Group that allows the aesthetics of natural stone to be reproduced across both the surface and body of the slab. This exclusive technology can also be applied to Atlas Plan slabs with a thickness of 20 mm and 12 mm.

Natura-Body™ Tech è la tecnologia del Gruppo Concorde che permette di riprodurre l'estetica della pietra naturale sia in superficie che nel corpo della lastra. Una tecnologia esclusiva che può essere applicata alle lastre Atlas Plan con spessore di 20 mm e 12 mm.

Notes

CAUTION

Atlas Plan is in no way liable for "improper" use of the material, which is why it recommends to:

- Prevent shocks at the most exposed points such as corners and edges, both with and without ledge;
- Avoid the use of metal or abrasive straws;
- Refrain from using knives with ceramic blades as the hardness of the two materials is very similar;
- Provide protection systems, such as wooden and/or plastic cutting boards, when cutting foodstuffs on surfaces having a dark colour and/or a Polished or Satin finish;
- Precautiously protect the surface from direct contact with hot objects (e.g. frying pans, pots, coffee pots, etc. ...) using trivets.

Note: for the repair of shallow surface scratches in the various finishes, please refer to your Atlas Plan contact person directly. Atlas Plan slabs must be cut in accordance with the instructions in the technical manual; any breakage due to a cut made other than specified will not be the responsibility of Atlas Plan. The Technical Manual illustrates how to properly clean any type of stain that can be detected on an Atlas Plan surface; use the indicated products in case extraordinary cleaning is required. It is understood that Atlas Plan cannot be held liable for events, damage or defects due to careless cleaning and maintenance.

EXCLUSIONS FROM THE 25-YEAR LIMITED WARRANTY FOR SLABS USED TO MANUFACTURE THE PRODUCT PURCHASED (KITCHEN TOPS AND BACKSPLASHES, WASHBASINS AND VANITY TOPS, TABLES) FOR DOMESTIC OR RESIDENTIAL USE

1. Damage caused by abuse or misuse of the products purchased, including but not limited to damage caused by improper use or accidents, following exposure of the product to abnormal physical conditions (such as strong impacts), aggressive chemicals, staining substances (such as ink and markers), corrosion, structural movements or natural disasters. Remember that contact with hydrofluoric acid results in immediate and irreversible damage.
2. Any type of damage directly or indirectly caused by actions, operations or works carried out by third parties. By way of non-limiting example: problems caused by incorrect processing of the product, improper installation or handling methods of the original product, cracks on the surface of the product purchased after its installation, etc.
3. Products that have been moved from their original place of installation.
4. The reactions and appearance of joints or seams, adhesives, sealants and all other accessories.
5. Damage caused by appliances installed, used or subject to improper maintenance.
6. Imperfections caused by natural wear and tear due to everyday use, such as stains, scratches, water marks and burns.
7. When choosing a colour or finish, consider that the samples only give an approximate indication of the design, pattern, aspect, colour and finish. There is no guarantee that the samples are an exact reproduction of the Atlas Plan slab. They may differ slightly from the actual installed product.
8. Opinions based on the customer's personal preferences, leading them to change their mind about the colour or general appearance, or other aesthetic opinions following manufacture or installation of the product.
9. Use of 162x324 cm slabs for commercial applications including, but not limited to, installation in shops, offices and other commercial establishments.
10. Purchased products in which the factory-applied surface finish has been altered in some way.
11. Defects already visible at the time of processing or installation of products made from 162x324 cm Atlas Plan slabs.
12. Transport, processing, assembly and/or disassembly costs for the repair or re-installation of the product purchased.
13. Additional repairs or modifications required for the new installation (plumbing, electricity, renovation work, etc.).
14. Repairs carried out without prior verification by Atlas Plan.
15. Stains caused by direct contact with aggressive chemical solutions or scratches caused by the use of rough or steel wire sponges to clean the product purchased, or resulting from any other improper use of abrasive products in violation of the Precautions for Use and the cleaning and maintenance instructions indicated in the Atlas Plan Technical Manual (available at www.atlasplan.com/en/).
16. Anything not expressly mentioned in this guarantee. The 25-year Limited Warranty will not be transferable and will be applied only to the slabs used in the manufacture of the product purchased, for domestic or residential use, such as kitchen tops and backsplashes, washbasins, wall units and tables. This warranty will not be valid if the full payment of the product purchased has not been made. The processing workshop and the installer are responsible for testing Atlas Plan slabs prior to the production and installation of the products made from the slabs. No other express or implicit warranty included merchantability or suitability for a particular purpose is issued. Except as set out herein, Atlas Plan disclaims all contractual and non-contractual liability for any direct, incidental or consequential loss or damage resulting from the use or inability to use the product purchased made from Atlas Plan slabs. No one except Atlas Plan shall have the right or authorisation to make any promises, representations or warranties of any kind in relation to their products.

ATTENZIONE

Atlas Plan non si ritiene in alcun modo responsabile per utilizzo "improprio" del materiale, ragione per la quale raccomanda di:

- Prevenire dagli urti nei punti più esposti tipo angoli e bordi, sia con che senza veletta;
- Evitare l'utilizzo di pagliette metalliche o abrasive;
- Non utilizzare dei coltelli con lama in ceramica in quanto la durezza dei due materiali è molto simile;
- Predispone sistemi di protezione, tipo taglieri in legno e/o plastica, quando si tagliano alimenti su piani caratterizzati da un colore scuro e/o da una finitura Polished o Satin;
- Proteggere precauzionalmente la superficie dal contatto diretto con oggetti caldi (tipo padelle, pentole, caffettiere, ...) predisponendo l'utilizzo di sottopentole.

Nota: per la riparazione di graffi superficiali non profondi nelle varie finiture, rivolgersi direttamente al funzionario Atlas Plan. Le lastre Atlas Plan vanno tagliate seguendo le istruzioni del manuale tecnico, qualunque rottura dovuta a un taglio eseguito in modo non indicato non sarà ritenuta di responsabilità di Atlas Plan. Il Manuale tecnico illustra come pulire correttamente qualunque tipo di macchia che si può rilevare su una superficie Atlas Plan, utilizzare i prodotti indicati in caso sia necessario un intervento di pulizia straordinaria. Resta inteso che Atlas Plan non potrà essere ritenuta responsabile per eventi, danni o difetti dovuti a negligente pulizia e manutenzione.

ESCLUSIONI DELLA GARANZIA LIMITATA DI 25 ANNI PER LE LASTRE UTILIZZATE PER LA FABBRICAZIONE DEL PRODOTTO ACQUISTATO (TOP CUCINA E BACKSPLASH; LAVABI E VANITIES; TAVOLI) PER USO DOMESTICO O RESIDENZIALE

1. Danni causati da abuso o uso improprio dei prodotti acquistati, inclusi ma non limitati a danni causati da uso improprio o incidenti, a seguito dell'esposizione del prodotto a condizioni fisiche anomale (come forti urti), sostanze chimiche aggressive, sostanze macchianti (come inchiostro e pennarelli), corrosione, movimenti strutturali o disastri naturali. Si ricorda che il contatto con l'acido fluoridrico provoca danni immediati e irreversibili.
2. Qualsiasi tipo di danno causato direttamente o indirettamente da azioni, operazioni o lavori eseguiti da terzi. A titolo esemplificativo e non esaustivo: problemi causati da errata lavorazione del prodotto, metodi di installazione o manipolazione impropri del prodotto originale, crepe sulla superficie del prodotto acquistato dopo la sua installazione, ecc.
3. Prodotti che sono stati spostati dal luogo di installazione originale.
4. Le reazioni e l'aspetto di giunti o cuciture, adesivi, sigillanti e tutti gli altri accessori.
5. Danni causati da apparecchi installati, utilizzati o soggetti a cattiva manutenzione.
6. Imperfezioni causate dall'usura naturale dovuta all'uso quotidiano, come macchie, graffi, segni d'acqua e ustioni.
7. Nella scelta di un colore o di una finitura, va tenuto presente che i campioni forniscono solo un'indicazione generale del design, del motivo, dell'estetica, del colore e della finitura. Non vi è alcuna garanzia che i campioni siano una replica esatta della lastra Atlas Plan. Potrebbero differire leggermente dal prodotto effettivamente installato.
8. Opinioni basate sulle preferenze personali del cliente, che lo portano a cambiare idea sul colore o sull'aspetto generale, o altre opinioni estetiche successive alla fabbricazione o all'installazione del prodotto.
9. Utilizzo di lastre 162x324 cm per applicazioni commerciali inclusa, a titolo esemplificativo ma non esaustivo, installazione in negozi, uffici e altri esercizi commerciali.
10. Prodotti acquistati in cui la finitura superficiale applicata in fabbrica è stata in qualche modo alterata.
11. Difetti già visibili al momento della lavorazione o posa in opera di prodotti realizzati con lastre 162x324 cm. Piano Atlante.
12. Costi di trasporto, lavorazione, montaggio e/o smontaggio per la riparazione o reinstallazione del prodotto acquistato. Ulteriori riparazioni o modifiche necessarie per la nuova installazione (idraulica, elettrica, lavori di ristrutturazione, ecc.).
14. Riparazioni eseguite senza previa verifica da parte di Atlas Plan.
15. Macchie causate dal contatto diretto con soluzioni chimiche aggressive o graffi causati dall'uso di spugne ruvide o di filo d'acciaio per pulire il prodotto acquistato, o derivanti da qualsiasi altro uso improprio di prodotti abrasivi in violazione delle Precauzioni d'uso e della pulizia e istruzioni di manutenzione indicate nel Manuale Tecnico Atlas Plan (disponibile su www.atlasplan.com).
16. Quanto non espressamente menzionato nella presente garanzia. La Garanzia Limitata di 25 anni non sarà trasferibile e si applicherà solo alle lastre utilizzate nella fabbricazione del prodotto acquistato, per uso domestico o residenziale, come piani cucina e alzatine, lavabi, mobili e tavoli. Tale garanzia non sarà valida se non sarà stato effettuato il pagamento integrale del prodotto acquistato. Il laboratorio di lavorazione e l'installatore sono responsabili del collaudo delle lastre Atlas Plan prima della realizzazione e posa in opera dei manufatti realizzati con le lastre. Non viene rilasciata alcuna altra garanzia esplicita o implicita, inclusa la commerciabilità o l'idoneità per uno scopo particolare. Ad eccezione di quanto stabilito nel presente documento, Atlas Plan declina ogni responsabilità contrattuale ed extracontrattuale per qualsiasi perdita o danno diretto, incidentale o consequenziale derivante dall'uso o dall'impossibilità di utilizzare il prodotto acquistato realizzato con lastre Atlas Plan. Nessuno, ad eccezione di Atlas Plan, avrà il diritto o l'autorizzazione a fare promesse, dichiarazioni o garanzie di qualsiasi tipo in relazione ai propri prodotti.



* With fiberglass mesh

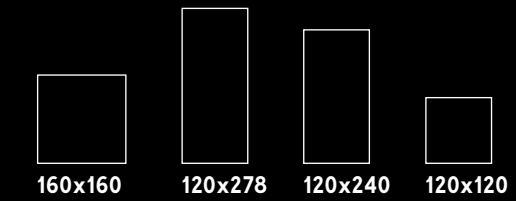




Range Summary


atlas concorde

- Floor
- Wall
- Furniture
- Facades
- Outdoor



atlasPLAN

- Floor
- Wall
- Slabs for furniture



- Slabs for countertops
- Slabs for furniture



- ⇄ MARBLE LOOK
- ⇄ CONCRETE & RESIN LOOK
- ⇄ STONE LOOK
- ⇄ METAL LOOK
- ⇄ WOOD LOOK
- ⇄ COLOR & DECOR LOOK
- ⇄ SOLID LOOK

INDEX

APPLICATIONS

SURFACE RANGE

IMAGE GALLERY


PRODUCT RANGE

SLABS FOR COUNTERTOPS & FURNITURE

RANGE SUMMARY

TECHNICAL SPECIFICATIONS

MARBLE LOOK



Marvel Calacatta Delicato Marvel Calacatta Prestigio Marvel Statuario Supremo Marvel Calacatta Imperiale Calacatta Gold Marvel Statuario Select Marvel Calacatta Bernini Marvel Calacatta Meraviglia Marvel Calacatta Apuano Marvel Carrara Pure Marvel Calacatta Sublime Marvel Bianco Dolomite Marvel Calacatta Extra Marvel Onyx White Marvel Bianco Fantastico Marvel Crema Delicato Marvel Travertine White Vein Marvel Travertine White Cross

Floor Wall Slabs for furniture

160x320 cm 63"x126"	± 6 mm		Polished	Polished	Silk	Polished		Polished	Polished Matte	Polished		Polished	Polished Silk Matte	Polished		Polished		
160x160 cm 63"x63"	± 6 mm		Polished	Polished								Polished	Polished Matte			Polished		
120x278 cm 47 1/4"x109 1/2"	± 6 mm	Polished	Polished Silk	Polished Silk	Polished		Polished	Polished	Polished	Polished Silk	Polished Matte	Polished Silk	Polished Matte	Polished Matte	Polished	Polished Matte	Polished Matte	Matte
120x240 cm 47 1/4"x94 1/2"	± 9 mm	Polished	Polished	Polished	Polished		Polished	Polished	Polished	Polished	Polished	Polished	Polished	Polished	Polished	Polished	Polished	Matte Sensitech
120x120 cm 47 1/4"x47 1/4"	± 9 mm	Polished Matte Sensitech	Polished Matte Sensitech	Polished Matte Sensitech	Polished Matte Sensitech		Polished	Polished Velvet	Polished Velvet	Polished Silk	Polished Matte Sensitech	Polished Silk	Polished Matte Sensitech	Polished Matte Sensitech	Polished	Polished Matte Sensitech	Polished Matte Sensitech	Matte Sensitech

Slabs for countertops Slabs for furniture

162x324 cm 63 3/4"x127 1/2"	± 12 mm	Silk	Silk	Polished Satin Silk	Polished Silk	Polished Silk		Polished Silk	Polished Silk	Polished Silk		Polished	Polished Silk	Polished Silk				
159x324 cm 62 5/8"x127 1/2"	± 20 mm			Polished Matte	Polished Matte	Polished		Polished Matte				Polished	Polished Matte					

INDEX

APPLICATIONS

SURFACE RANGE

IMAGE GALLERY

PRODUCT RANGE

SLABS FOR COUNTERTOPS & FURNITURE

RANGE SUMMARY

TECHNICAL SPECIFICATIONS

MARBLE LOOK



Marvel Travertine Sand Vein Marvel Travertine Sand Cross Marvel Onyx Alabaster Cream Prestige Marvel Travertine Pearl Vein Marvel Travertine Pearl Cross Marvel Calacatta Perla Marvel Crystal White Marvel Onyx Pearl White Cloud Marvel Grey Cloud Marvel Onyx Sky Marvel Onyx Quartz Marvel Silver Majestic Light Grey Stone Marvel Grey Fleury Marvel Grigio Elegante Marvel Fiori di Bosco

Floor Wall Slabs for furniture


160x320 cm 63"x126"	± 6 mm	Hammered								Polished							Silk			Polished	
160x160 cm 63"x63"	± 6 mm																				
120x278 cm 47 1/4"x109 1/2"	± 6 mm	Matte	Polished		Matte		Polished Silk	Polished	Polished		Polished Silk	Polished	Polished	Polished	Polished		Polished Matte	Polished	Polished	Polished Silk	
120x240 cm 47 1/4"x94 1/2"	± 9 mm	Matte Sensitech	Polished		Matte Sensitech		Polished		Polished		Polished			Polished					Polished	Polished	
120x120 cm 47 1/4"x47 1/4"	± 9 mm		Matte Sensitech	Polished		Matte Sensitech	Polished Silk	Polished	Polished		Polished Silk			Polished Velvet			Polished Matte Sensitech	Polished Velvet		Polished Silk	

Slabs for countertops Slabs for furniture

162x324 cm 63 3/4"x127 1/2"	± 12 mm	Hammered		Silk	Hammered			Polished Silk			Silk						Silk				Polished Silk
159x324 cm 62 5/8"x127 1/2"	± 20 mm							Polished													

- INDEX ≡
- APPLICATIONS ➤
- SURFACE RANGE ➤
- IMAGE GALLERY ➤
- PRODUCT RANGE ➤
- SLABS FOR COUNTERTOPS & FURNITURE ➤
- RANGE SUMMARY ➤
- TECHNICAL SPECIFICATIONS ➤

MARBLE LOOK




Marvel Grey Stone Precious Brown Marvel Grigio Intenso Marvel Calacatta Black Marvel Onyx Noir Nero Marquina Marvel Black Atlantis Marvel Black Origin Marvel Ultramarine Exotic Wave Marvel Exotic Green Marvel Amazonite Marvel Desert Soul Calacatta Antique

Floor Wall Slabs for furniture

160x320 cm 63"x126"	± 6 mm	Silk	Silk					Polished Silk			Polished	Polished		Polished	Polished
160x160 cm 63"x63"	± 6 mm														
120x278 cm 47 1/4"x109 1/2"	± 6 mm	Polished Matte		Polished	Polished	Polished		Polished Matte	Polished	Polished		Polished	Polished	Polished	
120x240 cm 47 1/4"x94 1/2"	± 9 mm	Polished				Polished		Polished	Polished						
120x120 cm 47 1/4"x47 1/4"	± 9 mm	Polished Matte Sensitech			Polished	Polished		Polished Matte Sensitech	Polished Velvet			Polished	Polished	Polished	

Slabs for countertops Slabs for furniture

162x324 cm 63 3/4"x127 1/2"	± 12 mm	Silk	Silk					Polished Satin Silk	Polished Silk			Polished	Polished		Polished Silk	Polished
Non-rectified / non rettificato	± 20 mm	Matte						Matte							Polished	
159x324 cm 62 5/8"x127 1/2"	± 20 mm															


INDEX 

APPLICATIONS 


SURFACE RANGE 

IMAGE GALLERY 

PRODUCT RANGE 

SLABS FOR COUNTERTOPS & FURNITURE 

RANGE SUMMARY 

TECHNICAL SPECIFICATIONS 

CONCRETE & RESIN LOOK



Boost Balance Pure Prism Cotton Boost Pro Ivory Boost Natural Kaolin Boost Balance Moon Boost White Boost Balance White Boost Balance Ivory Prism Cord Boost Balance Cream Boost Pro Cream Boost Natural Ash Boost Balance Ash Boost Balance Pearl Prism Cloud Boost Pearl Boost Pro Clay Boost Natural Coral Boost Natural Ecrú

[Floor](#) [Wall](#) [Slabs for furniture](#)

160x320 cm 63"x126"	± 6 mm								Hammered						Matte				Hammered	
160x160 cm 63"x63"	± 6 mm								Matte										Matte	
120x278 cm 47 1/4"x109 1/2"	± 6 mm	Matte	Matte	Matte	Matte	Matte	Matte	Matte	Matte	Matte	Matte	Matte	Matte	Matte	Matte	Matte	Matte	Matte	Matte	Matte
120x240 cm 47 1/4"x94 1/2"	± 9 mm			Matte Sensitech					Matte Sensitech					Matte Sensitech				Matte Sensitech	Matte Sensitech	
120x120 cm 47 1/4"x47 1/4"	± 6 mm			Matte					Matte					Matte				Matte	Matte	
	± 9 mm	Matte Sensitech Velvet	Matte Sensitech Silk	Matte Sensitech	Matte Sensitech	Matte Sensitech Velvet	Matte Sensitech	Matte Sensitech Velvet	Matte Sensitech Velvet	Matte Sensitech Silk	Matte Sensitech Velvet	Matte Sensitech	Matte Sensitech	Matte Sensitech Velvet	Matte Sensitech Velvet	Matte Sensitech Silk	Matte Sensitech	Matte Sensitech	Matte Sensitech	Matte Sensitech

[Outdoor](#)

120x120 cm 47 1/4"x47 1/4"	± 9 mm	Grip Sensitech			Grip Sensitech	Grip Sensitech	Grip Sensitech	Grip Sensitech	Grip Sensitech	Grip Sensitech	Grip Sensitech	Grip Sensitech	Grip Sensitech	Grip Sensitech	Grip Sensitech	Grip Sensitech	Grip Sensitech	Grip Sensitech		Grip Sensitech
120x240 cm 47 1/4"x94 1/2"	± 20 mm								Outdoor Sensitech											
120x120 cm 47 1/4"x47 1/4"	± 20 mm				Outdoor Sensitech		Sensitech Outdoor	Outdoor Sensitech			Outdoor Sensitech		Outdoor Sensitech	Outdoor Sensitech	Outdoor Sensitech	Outdoor Sensitech	Outdoor Sensitech	Outdoor Sensitech		Outdoor Sensitech

[Slabs for countertops](#) [Slabs for furniture](#)

162x324 cm 63 3/4"x127 1/2"	± 12 mm								Hammered										Matte								Hammered
	± 20 mm (Non-rectified / non rettificato)																										

INDEX



APPLICATIONS



SURFACE RANGE



IMAGE GALLERY



PRODUCT RANGE



SLABS FOR COUNTERTOPS & FURNITURE



RANGE SUMMARY



TECHNICAL SPECIFICATIONS



CONCRETE & RESIN LOOK



Prism Suede Boost Pro Taupe Boost Balance Grey Boost Grey Prism Fog Boost Balance Smoke Boost Smoke Boost Natural Coal Boost Natural Umber Boost Pro Tobacco Boost Balance Tarmac Boost Tarmac Prism Graphite Boost Pro Grove Boost Pro Paint Prism Gradient Prism Brush Boost Pro Leaves

Floor Wall Slabs for furniture

160x320 cm 63"x126"	± 6 mm		Hammered		Hammered			Hammered												
160x160 cm 63"x63"	± 6 mm		Matte		Matte			Matte												
120x278 cm 47 1/4"x109 1/2"	± 6 mm	Matte	Matte	Matte	Matte	Matte	Matte	Matte	Matte	Matte	Matte	Matte	Matte	Matte	Matte	Matte	Matte	Matte	Matte	Matte
120x240 cm 47 1/4"x94 1/2"	± 9 mm		Matte Sensitech		Matte Sensitech			Matte Sensitech			Matte Sensitech			Matte Sensitech						
120x120 cm 47 1/4"x47 1/4"	± 6 mm		Matte		Matte			Matte			Matte			Matte						
	± 9 mm	Matte Sensitech Silk	Matte Sensitech	Matte Sensitech Velvet	Matte Sensitech	Matte Sensitech Silk	Matte Sensitech Velvet	Matte Sensitech	Matte Sensitech	Matte Sensitech	Matte Sensitech	Matte Sensitech Velvet	Matte Sensitech	Matte Sensitech Silk						

Outdoor

120x120 cm 47 1/4"x47 1/4"	± 9 mm	Grip Sensitech	Grip Sensitech	Grip Sensitech	Grip Sensitech	Grip Sensitech	Grip Sensitech	Grip Sensitech	Grip Sensitech	Grip Sensitech	Grip Sensitech	Grip Sensitech	Grip Sensitech							
120x240 cm 47 1/4"x94 1/2"	± 20 mm				Outdoor Sensitech															
120x120 cm 47 1/4"x47 1/4"	± 20 mm	Outdoor Sensitech	Outdoor Sensitech	Outdoor Sensitech	Outdoor Sensitech	Outdoor Sensitech		Outdoor Sensitech			Outdoor Sensitech			Outdoor Sensitech						

Slabs for countertops

Slabs for furniture

162x324 cm 63 3/4"x127 1/2"	± 12 mm				Hammered			Hammered												
Non-rectified / non rettificato	± 20 mm																			

INDEX



APPLICATIONS



SURFACE RANGE



IMAGE GALLERY



PRODUCT RANGE



SLABS FOR COUNTERTOPS & FURNITURE



RANGE SUMMARY



TECHNICAL SPECIFICATIONS



STONE LOOK



Lims Ivory Boost Stone Ivory Boost Stone White Boost Mineral White Boost Mix Ivory Boost Stone Cream Lims Grey Lims Beige Lims Desert Boost Stone Pearl Boost Mineral Pearl Boost Mix Pearl Kone Mix Boost Stone Grey Boost Mineral Grey Boost Stone Smoke Boost Mineral Smoke Boost Mix Smoke

Floor Wall Slabs for furniture

160x320 cm 63"x126"	± 6 mm		Hammered											Hammered		Hammered			
120x278 cm 47 1/4"x109 1/2"	± 6 mm	Matte	Matte	Matte	Matte**	Matte	Matte	Matte	Matte	Matte	Matte	Matte**	Matte		Matte	Matte**	Matte	Matte*	Matte
120x240 cm 47 1/4"x94 1/2"	± 9 mm				Matte Sensitech**							Matte Sensitech**				Matte Sensitech**		Matte Sensitech*	
120x120 cm 47 1/4"x47 1/4"	± 9 mm	Matte Sensitech	Matte Sensitech	Matte Sensitech	Matte Sensitech	Matte Sensitech	Matte Sensitech	Matte Sensitech	Matte Sensitech	Matte Sensitech	Matte Sensitech	Matte Sensitech	Matte Sensitech		Matte Sensitech	Matte Sensitech	Matte Sensitech	Matte Sensitech	Matte Sensitech

Outdoor


120x240 cm 47 1/4"x94 1/2"	± 20 mm															Outdoor Sensitech**			
120x120 cm 47 1/4"x47 1/4"	± 20 mm			Outdoor Sensitech	Outdoor Sensitech	Outdoor Sensitech	Outdoor Sensitech						Outdoor Sensitech		Outdoor Sensitech	Outdoor Sensitech	Outdoor Sensitech	Outdoor Sensitech	Outdoor Sensitech

Slabs for countertops Slabs for furniture

162x324 cm 63 3/4"x127 1/2"	± 12 mm		Hammered											Hammered		Hammered			
Non-rectified / non rettificato	± 20 mm																		

**Elegant surface

Sensitech P.288


INDEX 

APPLICATIONS 


SURFACE RANGE 

IMAGE GALLERY 

PRODUCT RANGE 

SLABS FOR COUNTERTOPS & FURNITURE 

RANGE SUMMARY 

TECHNICAL SPECIFICATIONS 

STONE LOOK



Basaltina Volcano Boost Stone Clay Boost Stone Taupe Boost Stone Tobacco Soapstone Dark Boost Stone Tarmac Boost Mineral Tarmac

Floor Wall Slabs for furniture

160x320 cm 63"x126"	± 6 mm	Hammered						
120x278 cm 47 1/4"x109 1/2"	± 6 mm		Matte	Matte	Matte		Matte	Matte**
120x240 cm 47 1/4"x94 1/2"	± 9 mm							Matte Sensitech**
120x120 cm 47 1/4"x47 1/4"	± 9 mm		Matte Sensitech	Matte Sensitech	Matte Sensitech		Matte Sensitech	Matte Sensitech

Outdoor

120x240 cm 47 1/4"x94 1/2"	± 20 mm							
120x120 cm 47 1/4"x47 1/4"	± 20 mm		Outdoor Sensitech				Outdoor Sensitech	Outdoor Sensitech


Slabs for countertops Slabs for furniture

162x324 cm 63 3/4"x127 1/2"	± 12 mm	Hammered				Hammered		
Non-rectified / non rettificato	± 20 mm	Hammered				Hammered		

**Elegant surface

Sensitech P.288

METAL LOOK




Blaze Iron

Slabs for countertops Slabs for furniture

162x324 cm 63 3/4"x127 1/2"	± 12 mm	Matte
Non-rectified / non rettificato	± 20 mm	

WOOD LOOK



Noce Canaletto

Floor Wall Slabs for furniture

160x320 cm 63"x126"	± 6 mm	Matte
------------------------	--------	-------

Slabs for countertops Slabs for furniture

162x324 cm 63 3/4"x127 1/2"	± 12 mm	Matte
Non-rectified / non rettificato	± 20 mm	

INDEX

APPLICATIONS

SURFACE RANGE

IMAGE GALLERY

PRODUCT RANGE

SLABS FOR COUNTERTOPS & FURNITURE

RANGE SUMMARY

TECHNICAL SPECIFICATIONS

COLOR LOOK



Floor Wall Slabs for furniture

120x278 cm 47 1/4" x 109 1/2"	± 6 mm	Matte	Matte	Matte	Matte	Matte	Matte	Matte	Matte	Matte	Matte	Matte	Matte
120x120 cm 47 1/4" x 47 1/4"	± 9 mm						Matte Sensitech						

SOLID LOOK



Floor Wall Slabs for furniture

160x320 cm 63" x 126"	± 6 mm	Matte		
120x278 cm 47 1/4" x 109 1/2"	± 6 mm			
120x120 cm 47 1/4" x 47 1/4"	± 9 mm			

Slabs for countertops Slabs for furniture

162x324 cm 63 3/4" x 127 1/2"	± 12 mm	Polished Matte	Matte	Leathered
Non-rectified / non rettificato	± 20 mm			Leathered
159x324 cm 62 5/8" x 127 1/2"	± 20 mm	Polished Matte		
Non-rectified / non rettificato				

INDEX

APPLICATIONS

SURFACE RANGE

IMAGE GALLERY

PRODUCT RANGE

SLABS FOR COUNTERTOPS & FURNITURE

RANGE SUMMARY

TECHNICAL SPECIFICATIONS



Technical Specifications

- ↔ ENVIRONMENTAL SUSTAINABILITY
- ↔ CERTIFICATIONS
- ↔ TECHNICAL SPECIFICATIONS
- ↔ DESTINATION OF USE
- ↔ SENSITECH
- ↔ VELVETECH
- ↔ PACKING
- ↔ NOTE

INDEX



APPLICATIONS >

SURFACE RANGE >

IMAGE GALLERY >

PRODUCT RANGE >

SLABS FOR
COUNTERTOPS
& FURNITURE >

RANGE SUMMARY >

TECHNICAL
SPECIFICATIONS >

Environmental sustainability

FR-DE-ES-RU



Environment and health / Ambiente e salute

- Advanced purification systems, which contribute to the containment of atmospheric emissions
- RTO system to reduce harmful emissions and odours
- Reduction of CO₂ emissions due to automated vertical warehouse
- 100% recyclable packaging materials
- 0% lead, cadmium, and other dangerous substances in products
- All Atlas Concorde products, during their use, do not release VOCs (Volatile Organic Compounds)

Energy optimisation / Ottimizzazione energetica

- 100% LED light
- Heat recovery from furnaces and cooling water
- Efficient methane gas cogeneration plant
- Recovery of residual heat energy by tube heat exchangers

Waste management / Gestione degli scarti

- 100% of cooked and raw waste recovered internally
- 90% recovered waste
- 100% water recovered for internal use



For Atlas Concorde, being Made in Italy is not just a prestigious certification of style, design, and production excellence, but an identity that involves all aspects of its business. For this reason, we identify with the values expressed by Confindustria Ceramica's ethical code, which guarantee absolute compliance with labor regulations, and with the marks Made in Italy and Ceramics of Italy, which certify the quality of authentic Italian style.

Certifications

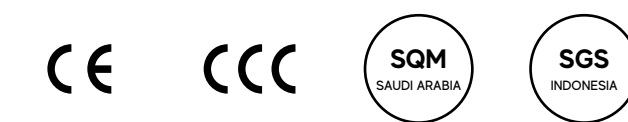
Company certifications / Certificazioni aziendali



Product declarations / Dichiarazioni di prodotto



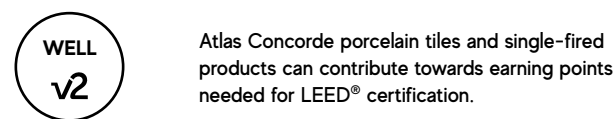
Certifications for export to international markets*



Product certifications / Certificazioni di prodotto



Certification for buildings / Rating dell'edificio



* Shipments can be made in accordance with national requirements anywhere in the world, even in markets with complex customs procedures, thanks to our active cooperation with accredited certification bodies in each country. - Possibilità di spedizioni conformi alle prescrizioni nazionali ovunque nel mondo, anche in mercati con procedure doganali complesse, grazie alla collaborazione sempre attiva con gli enti di certificazione accreditati in ciascun paese. - Dank unserer aktiven Zusammenarbeit mit den akkreditierten Zertifizierungsstellen in den einzelnen Ländern können die Sendungen in Übereinstimmung mit den nationalen Anforderungen überall auf der Welt versandt werden, selbst auf Märkten mit komplexen Zollverfahren. - Possibilità d'expéditions conformes aux prescriptions nationales partout dans le monde, même sur les marchés dont les procédures douanières sont complexes, grâce à la collaboration toujours active avec les organismes de certification homologués dans chaque pays. - Se pueden realizar envíos según la normativa nacional a cualquier parte del mundo, incluso a mercados con procedimientos aduaneros complejos, gracias a la cooperación permanente con los organismos de certificación acreditados en cada país. - Компания имеет возможность осуществлять поставки в любую точку мира в соответствии с национальными требованиями, даже на рынках со сложными таможенными процедурами, благодаря неизменно активному сотрудничеству с аккредитованными органами сертификации в каждой стране.

¹⁰ Classificazione UPEC aggiornata al - Classement UPEC mis à jour au: Décembre 2023
¹¹ Si consiglia la consultazione della pagina - On vous conseille de vous connecter à: <https://database.cstb.fr/holderdetails?UId=ETB-2094&AppRef=QB32>
¹² Per ulteriori informazioni scrivere a - Pour tous renseignements complémentaires merci d'écrire à: france@atlasconcorde.it



Technical features

			Requirements for nominal size N Requisiti per dimensione nominale N	
			N ≥ 15 cm	
			(%)	(mm)
Regularity characteristics		Length and width Lunghezza e larghezza	± 0,3 (*) Rect.	± 1,0 (*) Rect.
		Thickness Spessore	± 5 (**)	± 0,5 (**)
		Straightness of sides Rettilineità degli spigoli	± 0,3 (***) Rect.	± 0,8 (***) Rect.
		Rectangularity (Measurement only on short edges when L/l ≥ 3) Ortogonalità (Misurazione da condurre solo sui lati corti quando L/l ≥ 3)	± 0,3 (****) Rect.	± 1,5 (****) Rect.
Structural characteristics		Surface flatness Planarità	c.c. ±0,4 Rect.	c.c. ±1,8 Rect.
			e.c. ±0,4 Rect.	e.c. ±1,8 Rect.
			w. ±0,4 Rect.	w. ±1,8 Rect.
Bulk mechanical characteristics		Water absorption Massa d'acqua assorbita	ISO 10545-3	E, ≤ 0,5% Individual max 0,6% - E, ≤ 0,5% Valore max singolo 0,6%
			ASTM C 373	Requirement ANSI A137.1-2017 Water Absorption Max ≤ 0,5%
Bulk mechanical characteristics		Breaking strength Sforzo di rottura	ISO 10545-4	S ≥ 700N (for thickness < 7,5 mm - per spessore < 7,5 mm) S ≥ 1300N (for thickness ≥ 7,5 mm - per spessore ≥ 7,5 mm)
		Modulus of rupture Resistenza alla flessione		R ≥ 35 N/mm²
		Bending strength and breaking load Resistenza a flessione e al carico di rottura	EN 1339 Annex F	-
Surface mechanical characteristics		Impact resistance, as coefficient of restitution Resistenza all'impatto, espresso come coefficiente di restituzione	ISO 10545-5	Declared value Valore dichiarato
		Resistance to deep abrasion of unglazed tiles (removed volume) Resistenza all'abrasione profonda delle piastrelle non smaltate (volume materiale asportato)	ISO 10545-6	≤ 175 mm³
Thermal and hygrometric characteristics		Coefficient of thermal linear expansion Coefficiente di dilatazione termica lineare	ISO 10545-8	Declared value Valore dichiarato
		Thermal shock resistance Resistenza agli sbalzi termici	ISO 10545-9	Pass according to EN ISO 10545-1 Test superato in accordo con ISO 10545-1
		Moisture expansion (in mm/m) Dilatazione all'umidità (in mm/m)	ISO 10545-10	Declared value Valore dichiarato
		Frost resistance Resistenza al gelo	ISO 10545-12	Pass according to EN ISO 10545-1 Test superato in accordo con ISO 10545-1
Physical properties		Bond strength/adhesion for improved cementitious adhesives Adesione a trazione con adesivi cementizi migliorati	EN 12004-2	Declared value Valore dichiarato
		Reaction to fire Reazione al fuoco	-	Class A1 or A1 _{fl} Classe A1 oppure A1 _{fl}
Chemical characteristics		Resistance to household chemicals and swimming pool salts Resistenza ai prodotti chimici di uso domestico ed agli additivi per piscina	ISO 10545-13	Minimum Class B Classe minima B
		Resistance to low concentrations of acids and alkalis Resistenza a basse concentrazioni di acidi e alcali		Declared Class Classe dichiarata
		Resistance to high concentrations of acids and alkalis Resistenza ad alte concentrazioni di acidi e alcali		Declared Class Classe dichiarata
Safety characteristics (1)(2)		Shod Ramp Test Metodo della rampa "calzato"	DIN EN 16165 ANNEX B	Declared value Valore dichiarato
		Barefoot Ramp Test Metodo della rampa a piedi nudi	DIN EN 16165 ANNEX A	Declared value Valore dichiarato
			BS EN 16165 ANNEX C	PTV ≥ 36 classifies the surface as "low slip risk"
		Pendulum Friction Test Metodo del Pendolo	AS 4586	Declared Classification of the new pedestrian surface materials according to the Pendulum Test
			UNE EN 16165 ANNEX C (EX UNE 41901 EX:2017)	Declared value Valore dichiarato
		Coefficient of friction (COF) Coefficiente di attrito	B.C.R.A. Rep. CEC/81	D. M. 236/89 del 14/06/89 >0,40 per elemento scivolante cuoio su pavimentazione asciutta >0,40 per elemento scivolante gomma dura su pavimentazione bagnata
		Dynamic coefficient of friction (DCOF) Coefficiente di attrito dinamico	ANSI A 326.3	-

*) The permissible deviation, in % or mm, of the average size for each tile (2 or 4 sides) from work size (WS).
Deviante ammissibile, in % oppure mm, della dimensione media di ogni piastrella (2 oppure 4 lati) dalla dimensione di fabbricazione (WS).
**) The permissible deviation, in % or mm, of the average thickness for each tile from the work size thickness (WS).
Deviante ammissibile, in % oppure mm, dello spessore medio di ogni piastrella dallo spessore riportato nella dimensione di fabbricazione (WS).
***) The maximum permissible deviation from straightness, in % or mm, related to the corresponding work size (WS).
Deviante massima ammissibile di rettilineità, in % oppure mm, in rapporto alle dimensioni di fabbricazione (WS) corrispondenti.
****) The maximum permissible deviation from rectangularity, in % or mm, related to the corresponding work size (WS).
Deviante massima ammissibile di ortogonalità, in % oppure mm, in rapporto alle dimensioni di fabbricazione (WS) corrispondenti.

c.c. The maximum permissible deviation from centre curvature, in % or mm, related to diagonal calculated from the work sizes (WS).
Deviante massima ammissibile della curvatura del centro, in % oppure mm, in rapporto alla diagonale calcolata secondo le dimensioni di fabbricazione (WS).
e.c. The maximum permissible deviation from edge curvature, in % or mm, related to the corresponding work size (WS).
Deviante massima ammissibile della curvatura dello spigolo, in % oppure mm, in rapporto alle dimensioni di fabbricazione (WS) corrispondenti.
w. The maximum permissible deviation from warpage, in % or mm, related to diagonal calculated from the work sizes (WS).
Deviante massima ammissibile dello svergiamento, in % oppure mm, in rapporto alla diagonale calcolata secondo le dimensioni di fabbricazione (WS).

120x120 cm 120x240 cm ± 9 mm	120x120 cm 120x278 cm (6) 160x160 cm ± 6 mm	120x120 cm 120x240 cm ± 9 mm	120x278 cm 160x160 cm 160x320 cm ± 6 mm	120x120 cm ± 9 mm	120x278 cm ± 6 mm	120x120 cm ± 9 mm	120x120 cm ± 20 mm
Matte	Matte	Polished Velvet	Polished	Silk	Silk	Grip	Outdoor
Suitable for Conforme		Suitable for Conforme		Suitable for Conforme		Suitable for Conforme	Suitable for Conforme
Suitable for Conforme		Suitable for Conforme		Suitable for Conforme		Suitable for Conforme	Suitable for Conforme
Suitable for Conforme		Suitable for Conforme		Suitable for Conforme		Suitable for Conforme	Suitable for Conforme
Suitable for Conforme		Suitable for Conforme		Suitable for Conforme		Suitable for Conforme	Suitable for Conforme
Suitable for Conforme		Suitable for Conforme		Suitable for Conforme		Suitable for Conforme	Suitable for Conforme
Suitable for Conforme		Suitable for Conforme		Suitable for Conforme		Suitable for Conforme	Not applicable to 'strong' structures Non applicabile a strutture forti
≤ 0,1 %	≤ 0,1 %	≤ 0,1 %	≤ 0,1 %	≤ 0,1 %	≤ 0,1 %	≤ 0,1 %	≤ 0,1 %
≤ 0,5 %	≤ 0,5 %	≤ 0,5 %	≤ 0,5 %	≤ 0,5 %	≤ 0,5 %	≤ 0,5 %	≤ 0,5 %
S ≥ 1500 N	S ≥ 1000 N	S ≥ 1500 N	S ≥ 1000 N	S ≥ 1500 N	S ≥ 1000 N	S ≥ 1500 N	S ≥ 10000 N
R ≥ 40 N/mm²	R ≥ 40 N/mm²	R ≥ 40 N/mm²	R ≥ 40 N/mm²	R ≥ 40 N/mm²	R ≥ 40 N/mm²	R ≥ 40 N/mm²	R ≥ 45 N/mm²
-	-	-	-	-	-	-	120x120-60x60 ≥ T11 90x90 ≥ U11 60x120 ≥ U4
≥ 0,55	≥ 0,55	≥ 0,55	≥ 0,55	≥ 0,55	≥ 0,55	≥ 0,55	≥ 0,55
≤ 150 mm³	≤ 150 mm³	≤ 150 mm³	≤ 150 mm³	≤ 150 mm³	≤ 150 mm³	≤ 150 mm³	≤ 150 mm³
≤ 7 MK ⁻¹	≤ 7 MK ⁻¹	≤ 7 MK ⁻¹	≤ 7 MK ⁻¹	≤ 7 MK ⁻¹	≤ 7 MK ⁻¹	≤ 7 MK ⁻¹	≤ 7 MK ⁻¹
Resistant Resiste	Resistant Resiste	Resistant Resiste	Resistant Resiste	Resistant Resiste	Resistant Resiste	Resistant Resiste	Resistant Resiste
≤ 0,01% (0,1mm/m)	≤ 0,01% (0,1mm/m)	≤ 0,01% (0,1mm/m)	≤ 0,01% (0,1mm/m)	≤ 0,01% (0,1mm/m)	≤ 0,01% (0,1mm/m)	≤ 0,01% (0,1mm/m)	≤ 0,01% (0,1mm/m)
Resistant Resiste	Resistant Resiste	Resistant Resiste	Resistant Resiste	Resistant Resiste	Resistant Resiste	Resistant Resiste	Resistant Resiste
≥ 1,0 N/mm² (Class C2 - EN 12004)	≥ 1,0 N/mm² (Class C2 - EN 12004)	≥ 1,0 N/mm² (Class C2 - EN 12004)	≥ 1,0 N/mm² (Class C2 - EN 12004)	≥ 1,0 N/mm² (Class C2 - EN 12004)	≥ 1,0 N/mm² (Class C2 - EN 12004)	≥ 1,0 N/mm² (Class C2 - EN 12004)	≥ 1,0 N/mm² (Class C2 - EN 12004)
A1 - A1 _{fl}	A1 - A1 _{fl}	A1 - A1 _{fl}	A1 - A1 _{fl}	A1 - A1 _{fl}	A1 - A1 _{fl}	A1 - A1 _{fl}	A1 - A1 _{fl}
A	A	A	A	A	A	A	A
LA	LA	LA	LA	LA	LA	LA	LA
HA	HA	-	-	HA	HA	HA	HA
5	5	5	5	5	5	5	5
R10	R9	N.C.	N.C.	N.C.	N.C.	R11	R11
A+B	A	0	0	0	0	A+B+C	A+B+C
≥ 36 Dry / ≥ 36 Wet	(*)	≥ 36 Dry ≤ 24 Wet	≥ 36 Dry ≤ 24 Wet	≥ 36 Dry ≤ 24 Wet	≥ 36 Dry ≤ 24 Wet	≥ 36 Dry ≤ 36 Wet	≥ 36 Dry ≤ 36 Wet
Class P3	(***)	-	-	-	-	Class P4	Class P4
Class C2	(***)	-	-	-	-	Class C3	Class C3
> 0,40 Asciutto > 0,40 Bagnato	> 0,40 Asciutto > 0,40 Bagnato	> 0,40 Asciutto < 0,40 Bagnato	> 0,40 Asciutto < 0,40 Bagnato	> 0,40 Asciutto < 0,40 Bagnato	> 0,40 Asciutto < 0,40 Bagnato	> 0,40 Asciutto > 0,40 Bagnato	> 0,40 Asciutto > 0,40 Bagnato
Wet DCOF ≥ 0,50	Wet DCOF ≥ 0,42	Dry DCOF ≥ 0,42	Dry DCOF ≥ 0,42	Dry DCOF ≥ 0,42	Dry DCOF ≥ 0,42	Wet DCOF ≥ 0,55	Wet DCOF ≥ 0,55

(1) Anti-slip performance is guaranteed at the time of delivery of the product.
Le prestazioni anti-slip vengono garantite al momento della consegna del prodotto.
(2) Determination of slip resistance of pedestrian surfaces; it does not cover sports surfaces and road surfaces for vehicles (skid resistance).
Determinazione della resistenza allo scivolamento delle superfici pedonabili; non si applica alle pavimentazioni sportive.
(3) However, tiles with a DCOF of 0,42 or greater are not necessarily suitable for all projects. The specifier shall determine tiles appropriate for specific project conditions, considering by way of example, but not in limitation, type of use, traffic, expected contaminants, expected maintenance, expected wear, and manufacturers' guidelines and recommendations.

(4) Marvel Dream Ultramarine "Glazed Porcelain Tiles"
Marvel Dream Ultramarine "Piastrelle in Gres Porcellanato Smaltato"
(5) PEI 3 (ISO 10545-7) Marvel Dream Ultramarine
(6) The following technical features do not apply to /
Le seguenti caratteristiche tecniche non sono valide per:
PRISM Bloom, Caramel, Grape, Dusk, Midnight, Moss, Emerald, Brush, Gradient, BOOST PRO Leaves

(*) PTV ≥ 36 Wet on demand / su richiesta
(**) C2 on demand / su richiesta
(***) DCOF ≥ 0,42 wet on demand / su richiesta

Technical features

atlasPLAN

Technical Specification

			Requirements for nominal size N Requisiti per dimensione nominale N		162x324 cm - 63 ³ / ₄ "x127 ¹ / ₂ " 159x324 cm - 62 ¹ / ₄ "x127 ¹ / ₂ " Not Rectified			160x320 cm - 63"x127" Rectified		
			N ≥ 15 cm		Silk	Matte Hammered Leathered	Polished Satin	Silk	Matte Hammered	Polished
			(%)	(mm)						
Regularity characteristics	Length and width Lunghezza e larghezza	ISO 10545-2	± 0,3 (*)	± 1 (*)	N.A.			Suitable for Conforme		
	Thickness Spessore		± 5 (**)	± 0,5 (**)	Suitable for Conforme			Suitable for Conforme		
	Straightness of sides Rettilineità degli spigoli		± 0,3 (***)	± 0,8 (***)	N.A.			Suitable for Conforme		
	Rectangularity (Measurement only on short edges when L/l ≥ 3) Ortogonalità (Misurazione da condurre solo sui lati corti quando L/l ≥ 3)		± 0,3 (****)	± 1,5 (****)	N.A.			Suitable for Conforme		
	Surface flatness Planarità		c.c. ± 0,4 e.c. ± 0,4 w. ± 0,4	c.c. ± 1,8 e.c. ± 1,8 w. ± 1,8	Suitable for Conforme			Suitable for Conforme		
Structural characteristics	Water absorption Massa d'acqua assorbita	ISO 10545-3 ASTM C373-18	E _a ≤ 0,5% Individual max 0,6% E _a ≤ 0,5% Valore max singolo 0,6%		≤ 0,1 %			≤ 0,1 %		
	Breaking strength Sforzo di rottura	ISO 10545-4	Requirement ANSI A137.1 Water Absorption Max ≤ 0,5%		≤ 0,5 %			≤ 0,5 %		
Bulk mechanical characteristics	Modulus of rupture Resistenza alla flessione	ISO 10545-4	S ≥ 700 N for thickness < 7,5mm per spessore < 7,5mm	S ≥ 1300 N for thickness ≥ 7,5mm per spessore ≥ 7,5mm	12 mm → S ≥ 3500N 20 mm → S ≥ 10000N			S ≥ 1000N		
	Impact resistance, as coefficient of restitution Resistenza all'impatto, espresso come coefficiente di restituzione	ISO 10545-5	R ≥ 35 N/mm ²		R ≥ 40 N/mm ²			R ≥ 40 N/mm ²		
	Resistance to deep abrasion of unglazed tiles (removed volume) Resistenza all'abrasione profonda delle piastrelle non smaltate (volume materiale asportato)	ISO 10545-6	≤ 175 mm ³		Suitable for Conforme			Suitable for Conforme		
Thermal and hygrometric characteristics	Coefficient of thermal linear expansion Coefficiente di dilatazione termica lineare	ISO 10545-8	Declared value Valore dichiarato		≤ 7 MK ⁻¹			≤ 7 MK ⁻¹		
	Thermal shock resistance Resistenza agli sbalzi termici	ISO 10545-9	Pass according to EN ISO 10545-1 Test superato in accordo con ISO 10545-1		Resistant Resiste			Resistant Resiste		
	Moisture expansion (in mm/m) Dilatazione all'umidità (in mm/m)	ISO 10545-10	Declared value Valore dichiarato		≤ 0,01% (0,1mm/m)			≤ 0,01% (0,1mm/m)		
	Frost resistance Resistenza al gelo	ISO 10545-12	Pass according to EN ISO 10545-1 Test superato in accordo con ISO 10545-1		Resistant Resiste			Resistant Resiste		
	Bond strength/adhesion for improved cementitious adhesives Adesione a trazione con adesivi cementizi migliorati	EN 1348	Declared value Valore dichiarato		≥ 10 N/mm ² (Class C2 - EN 12004)			≥ 10 N/mm ² (Class C2 - EN 12004)		
Chemical characteristics	Resistance to household chemicals and swimming pool salts Resistenza ai prodotti chimici di uso domestico ed agli additivi per piscina	ISO 10545-13	Minimum Class B (B for unglazed tiles) Classe minima B (B per piastrelle non smaltate)		A			A		
	Resistance to low concentrations of acids and alkalis Resistenza a basse concentrazioni di acidi e alcali	ISO 10545-14	Declared Class Classe dichiarata		LA			LA		
	Resistance to high concentrations of acids and alkalis Resistenza ad alte concentrazioni di acidi e alcali		Declared Class Classe dichiarata		HA	HA	-	HA	HA	-
	Resistance to staining Resistenza alle macchie		Declared Class Classe dichiarata		5			5		
	Release of dangerous substances: Cadmium (in mg/dm²) and Lead (in mg/dm²) Rilascio di sostanze pericolose: Cadmio (in mg/dm ²) e Piombo (in mg/dm ²)	ISO 10545-15	Declared value Valore dichiarato		≤ 0,01 mg/dm ² Cd ≤ 0,1 mg/dm ² Pb			≤ 0,01 mg/dm ² Cd ≤ 0,1 mg/dm ² Pb		
Safety characteristics (1)(2)	Shod Ramp Test Metodo della rampa "calzato"	DIN EN 16165 ANNEX B (EX DIN 51130)	Declared Class Classe dichiarata		-	-	-	-	R9	N.C.
	Barefoot Ramp Test Metodo della rampa a piedi nudi	DIN EN 16165 ANNEX A (EX DIN 51097)	Declared Class Classe dichiarata		-	-	-	-	A	-
	Coefficient of friction (COF) Coefficiente di attrito	B.C.R.A. Rep. CEC/81	D. M. 236/89 del 14/06/89 µ > 0,40 per elemento scivolante cuoio su pavimentazione asciutta µ > 0,40 per elemento scivolante gomma dura su pavimentazione bagnata		-	-	-	-	> 0,40 Asciutto > 0,40 Bagnato	> 0,40 Asciutto < 0,40 Bagnato
	Dynamic coefficient of friction (DCOF) Coefficiente di attrito dinamico	ANSI A 326.3	-		-	-	-	-	wet DCOF > 0,42	dry DCOF > 0,42
	Resistance to scratching Resistenza alla graffiatura	UNI EN 15186:2012 met.B	-		CEN/TS 16209 Class A CEN/TS 16209 Classe A			CEN/TS 16209 Class A CEN/TS 16209 Classe A		
	Tendency to retain dirt Tendenza a ritenere lo sporco	UNI 9300:2015	-		No visible change (5) Nessun cambiamento visibile (5)			No visible change (5) Nessun cambiamento visibile (5)		
	Surface resistance to cold liquids Resistenza delle superfici ai liquidi freddi	UNI EN 12720:2013	-		CEN/TS 16209 Class A CEN/TS 16209 Classe A			CEN/TS 16209 Class A CEN/TS 16209 Classe A		
	Surface resistance to wet heat Resistenza delle superfici al calore umido	UNI EN 12721:2013	-		CEN/TS 16209 Class A CEN/TS 16209 Classe A			CEN/TS 16209 Class A CEN/TS 16209 Classe A		
	Surface resistance to dry heat Resistenza delle superfici al calore secco	UNI EN 12722:2013	-		CEN/TS 16209 Class A CEN/TS 16209 Classe A			CEN/TS 16209 Class A CEN/TS 16209 Classe A		
	Assessment of resistance to impact Resistenza all'urto	ISO 4211-4:1988	-		Maximum drop height according to thickness. Altezza massima di caduta variabile in funzione dello spessore.			Maximum drop height according to thickness. Altezza massima di caduta variabile in funzione dello spessore.		

Technical feature - Caratteristiche tecniche - Caractéristiques techniques - Technische Daten - Características técnicas - Технические характеристики

Coloured body porcelain tiles - Non-rectified - Gres porcellanato colorato in massa - non rettificato - Grès cérame coloré dans la masse - Non rectifié - Durchgefärbtes Feinsteinzeug - Nicht rektifiziert - Gres porcelánico coloreado en masa - No rectificada - Керамический гранит окрашенный в массе - Неретифицированные

Destinations of use


HEAVY TRAFFIC

HEAVY COMMERCIAL

Malls, airports, places of worship, schools, museums, squares, hospitals, hotels - foyers, undergrounds, train stations, etc.

COMMERCIALI PESANTI

Mall, aeroporti, luoghi di culto, scuole, musei, piazze, ospedali, hotel - hall di ingresso, metropolitana, stazioni ferroviarie, ecc...

COMMERCIAL LOURD

Centres commerciaux, aéroports, lieux de culte, écoles, musées, places, hôpitaux, hôtels - halls d'entrée, stations de métro, gares, etc...

STARK BEANSPRUCHTE GEWERBEBEREICHE

Enkaufszentren, Flughäfen, Kulturstätten, Schulen, Museen, Plätze, Krankenhäuser, Hotels - Eingangshallen, U-Bahn-Stationen, Bahnhöfe etc.

COMERCIALES PESADOS

Centros comerciales, aeropuertos, lugares de culto, colegios, museos, plazas, hospitales, hoteles - hall de entrada, metros, estaciones de trenes, etc. ...

ОБЩЕСТВЕННЫЕ ОБЪЕКТЫ С ВЫСОКОЙ ПОСЕЩАЕМОСТЬЮ

Торговые центры, аэропорты, церкви, школы, музеи, площади, больницы, входные холлы отелей, метро, вокзалы и т.п.


MEDIUM TRAFFIC*

MEDIUM COMMERCIAL*

Restaurants, offices, shops, public restrooms, public offices, hotels except for foyers, business lounges, etc. with the exception of mandatory passageways and areas subject to the transit of trolleys with hard wheels or highly concentrated loads.

COMMERCIALI MEDI*

Ristoranti, uffici, negozi, bagni pubblici, uffici pubblici, hotel - ad esclusione delle hall di ingresso, business lounge, etc. a esclusione di passaggi obbligati e zone soggetto a transito di carrelli con ruote dure ovvero elevati carichi concentrati.

BÂTIMENT COMMERCIAL MOYEN*

Restaurants, bureaux, boutiques, sanitaires publics, bureaux publics, hôtels - à l'except-ion des halls d'entrée, business lounges, etc..., ainsi que des points de passage obligés et des zones soumises au passage de chariots à roues dures ou de charges ponctuel-les lourdes.

GEWERBEBEREICHE MIT MITTLERER BEANSPRUCHUNG*

Restaurants, Büros, Geschäfte, öffentliche Toiletten, öffentliche Ämter, Hotels mit Ausnahme der Eingangshallen, Business Lounges etc., unter Ausschluss obligatorischer Passagen sowie mit harten Rädern befahrener bzw. hohen, konzentrierten Lasten ausgesetzter Bereiche.

COMERCIALES MEDIOS*

Restaurantes, oficinas, tiendas, baños públicos, oficinas públicas, hoteles - excluidos los pasillos de entradas, salas de negocios, etc. excluidos los pasos obligatorios y áreas sujetas al tránsito de carretillas con ruedas duras o cargas altamente concentradas.

ОБЩЕСТВЕННЫЕ ОБЪЕКТЫ СО СРЕДНЕЙ ПОСЕЩАЕМОСТЬЮ*

Рестораны, офисы, магазины, общественные туалеты, общественные учреждения, отели (кроме входных холлов), бизнес-залы и т.п., за исключением общих проходов и мест, где предвидятся сосредоточенные нагрузки или перемещение тележек на жестких колесах.

* Polished, Velvet, and silk finishes are recommended for low-stress residential or commercial floors where anti-slip performance is not required. The surface's shine and superior ease of cleaning are the result of in-depth studies and extensive technical research aimed at ensuring its durability over time. If the product is in direct contact with the outside, use moisture and dirt absorption devices to prevent scratches. Under no circumstances does Atlas Concorde accept responsibility for any use of the product other than as recommended above. - Le finiture lappata, Velvet e silk sono indicate per pavimenti residenziali o commerciali poco sollecitati, laddove non siano richieste prestazioni antiscivolo. La lucentezza e l'elevata facilità di pulizia della superficie sono frutto di studi approfonditi e accurate ricerche tecniche volte a garantirne la persistenza nel tempo. Se il prodotto è a diretto contatto con l'esterno, prevedere dei dispositivi di assorbimento dell'umidità e dello sporco per prevenire la formazione di graffi. Atlas Concorde non si assume in nessun caso la responsabilità per un uso del prodotto diverso da quanto consigliato sopra. - Les finitions Velvet et Silk conviennent aux sols résidentiels ou commerciaux à faibles contraintes, où la performance antidérapante n'est pas requise. La brillance et la grande facilité de nettoyage de la surface sont le résultat d'études approfondies et de recherches techniques précises visant à assurer sa persistance dans le temps. Si le produit est en contact direct avec l'extérieur, prévoyez des dispositifs d'absorption de l'humidité et de la saleté pour éviter la formation de rayures. Atlas Concorde n'accepte aucune responsabilité pour toute utilisation du produit autre que celle recommandée ci-dessus. - Die Oberflächenversionen Velvet und Silk eignen sich für Bodenbeläge in Wohnbereichen bzw. in gering beanspruchten Gewerberäumen, wenn keine Rutschfestigkeit erforderlich ist. Der Glanz und die einfache Reinigung der Oberfläche sind das Resultat eingehender technischer Studien, mit denen die langfristige Beständigkeit sichergestellt wurde. Kommt das Produkt direkt mit der externen Umgebung in Kontakt, so sind Feuchtigkeit und Schmutz mit geeigneten Mitteln aufzunehmen, um Kratzer zu vermeiden. Atlas Concorde haftet keinesfalls für eine nicht den vorstehenden Empfehlungen entsprechende Verwendung des Produkts. Los acabados pulido, Velvet y silk son adecuados para pavimentos residenciales y comerciales con poco tráfico, donde no se requiere un efecto antideslizante. El brillo y la gran facilidad de limpieza de la superficie son el resultado de profundos estudios e investigaciones técnicas precisas para asegurar su persistencia en el tiempo. Si el producto está en contacto directo con el exterior, proporcionar dispositivos de absorción de humedad y suciedad para evitar arañazos. Atlas Concorde no asume responsabilidad alguna por cualquier uso del producto distinto del recomendado anteriormente. - Лаппатированная поверхность и поверхность Velvet и Silk рекомендованы для полов жилых и коммерческих помещений с невысокой интенсивностью эксплуатации, в которых от покрытий не требуется характеристик сопротивления скольжению. Блеск и легкая очищаемость являются результатом глубоких исследований, направленных на создание долговечного материала. Если плитка находится в непосредственном контакте с наружной средой, необходимо предусмотреть устройства поглощения влаги и грязи во избежание образования царапин. Atlas Concorde не несет ответственности за использование изделий с нарушением вышеприведенных рекомендаций.

[INDEX](#)

[APPLICATIONS](#)

[SURFACE RANGE](#)

[IMAGE GALLERY](#)

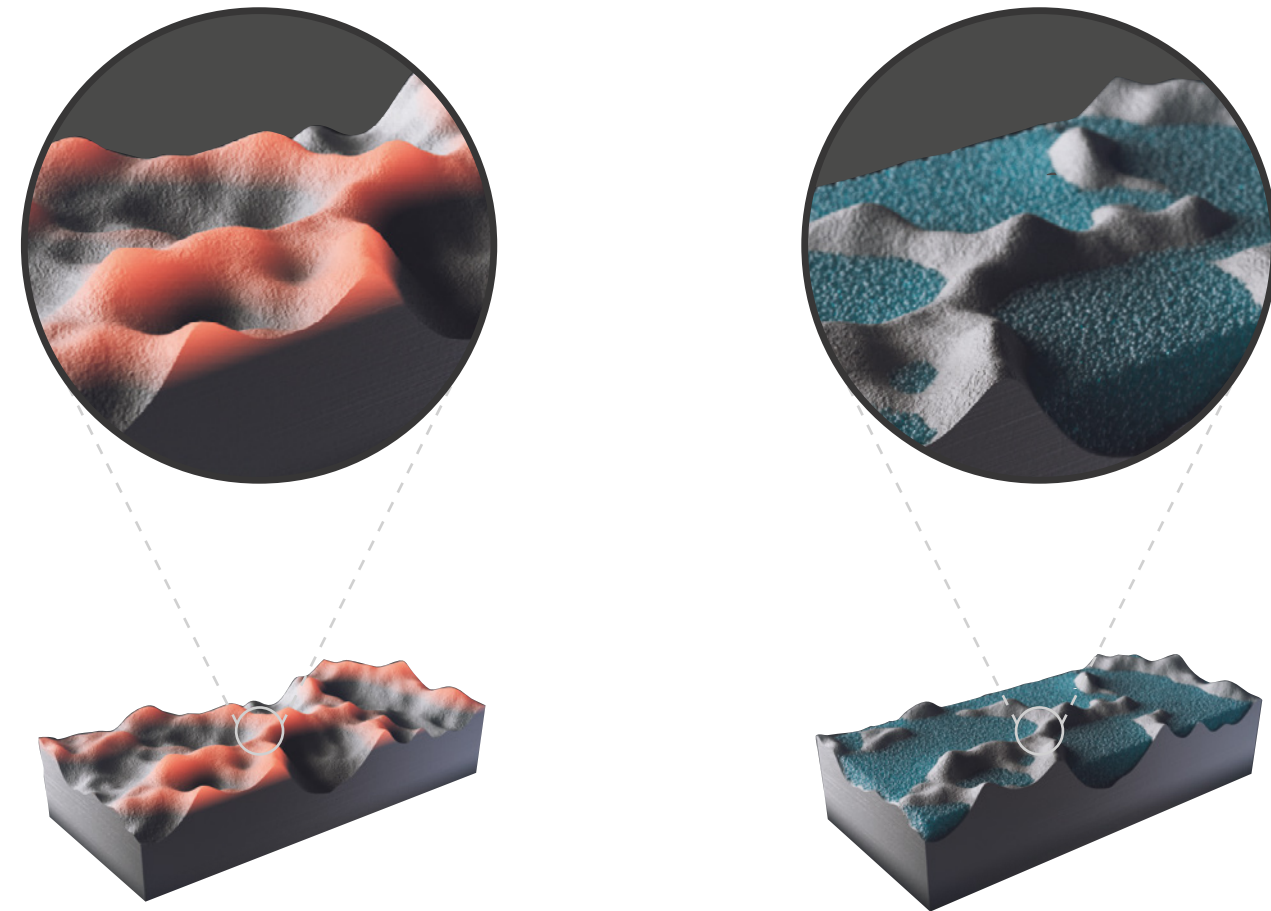
[PRODUCT RANGE](#)

[SLABS FOR COUNTERTOPS & FURNITURE](#)

[RANGE SUMMARY](#)

[TECHNICAL SPECIFICATIONS](#)


Sensitech



Traditional anti-slip surface

The innovative Sensitech Surface

Sensitech is the high-tech surface for indoor and outdoor settings created by Atlas Concorde Laboratories. The surface combines high slip resistance performance with tactile softness. With Sensitech, the meaning of surface evolves and takes on a reassuring, pleasant and practical touch, making architectural spaces more comfortable and appealing.

Sensitech è la superficie ad alto coefficiente tecnologico per gli ambienti interni ed esterni realizzata dai Laboratori Atlas Concorde. La superficie coniuga elevate prestazioni di resistenza allo scivolamento ad una maggiore morbidezza tattile. Con Sensitech il significato di superficie si evolve e assume un tocco rassicurante, piacevole e pratico, rendendo gli spazi architettonici sempre più confortevoli e appaganti.



Velvetech



Velvetech is the new technology with an Italian patent inspired by the effect of sanding on the surface. Velvetech has silk-like reflections and a velvety soft hand. The naturalness of the surface is emphasised by areas of different opacity that contribute to the depth of the surface.

Velvetech è la nuova tecnologia con brevetto depositato in Italia ispirata all'effetto della levigatura sulla superficie. Velvetech si presenta con riflessi che ricordano la seta e una mano vellutata e morbida. La naturalezza della superficie è evidenziata da zone di diversa opacità che contribuiscono a dare profondità alla superficie.



INDEX



APPLICATIONS



SURFACE RANGE



IMAGE GALLERY



PRODUCT RANGE



SLABS FOR COUNTERTOPS & FURNITURE



RANGE SUMMARY



TECHNICAL SPECIFICATIONS



Large sizes general packing and weight

120x120 - 47 1/4" x 47 1/4" 120x240 - 47 1/4" x 94 1/2" 20x278 47 1/4" x 109 1/2" 160x160 - 63" x 63" 160x320 - 63" x 126" 162x324 - 63 3/4" x 127 1/2"

Packaging Imballo Botaggio Verpackung Embalaje Упаковка	AS400 Code Codice AS400 Artikelcode AS 400 Código AS400 Код AS400	Packaging Size Dimensioni Imballo Dimension Emballage Verpackunsmasse Dimensiones de Embalaje Размер Упаковки (cm)	Packaging weight Peso Imballo Poids Emballage Verpackungsgewicht Peso Embalaje Вес Упаковки (kg)	Slabs size Formati Formats Formatgrösse Formatos Размер Плит (cm)	Max N° slabs Max N° pezzi N° Max de pièces Anzahl der Platten Max N ° piezas Максимальное Количество Плит	Max Sqm Max Mq M² max Maximale qm Макс. M²											
120x120	Pallet Palette Paleta Паллет	-	-	120x120x0,9 cm	40	57,60 mq											
				120x120x2,0 cm	20	28,8 mq											
				120x120x0,9 cm	40	57,60 mq											
				120x120x2,0 cm	20	28,8 mq											
120x240	Wooden A-Frame Cavalletto di legno Chevalet en Bois A-Bock Holz Caballete de Madera Деревянная А-Опора	IMCD	130x75x158(h) cm	60 kg	120x240x0,9 cm	40	57,60 mq										
					120x240x2,0 cm	20	28,8 mq										
					120x240x0,9 cm	40	57,60 mq										
					120x240x2,0 cm	20	28,8 mq										
120x278	Wooden Crate Cassa di Legno Caisse en Bois Holzbox Caja de Madera Деревянный Ящик	IMCA	256x141x36(h) cm	102kg	120x240x0,9 cm	18	51,84 mq										
					120x240x2,0 cm	9	25,92 mq										
					120x240x0,9 cm	36	103,6 mq										
					120x240x2,0 cm	18	51,84 mq										
120x278	Wooden A-Frame Cavalletto di Legno Chevalet en Bois A-Bock Holz Caballete de Madera Деревянная А-Опора	IMCE	250x75x159(h) cm	126kg	120x240x0,9 cm	36	103,6 mq										
					120x240x2,0 cm	18	51,84 mq										
					120x278	Wooden Crate Cassa di Legno Caisse en Bois Holzbox Caja de Madera Деревянный Ящик	IMCB	292x141x36(h) cm	108kg	120x278x0,6 cm	18	60,05 mq					
										120x278	Wooden A-Frame Cavalletto di Legno Chevalet en Bois A-Bock Holz Caballete de Madera Деревянная А-Опора	IMCF	290x75x159(h) cm	136kg	120x278x0,6 cm	42	140,11 mq
160x160	Wooden Crate Kit Endless (only for kit Endless) Cassa di Legno Kit Endless (solo per kit Endless) Caisse en Bois Kit Endless (que pour le Kit Endless) Holzbox Kit Endless (nur für Endless Kit) Caja de Madera Kit Endless (solo para el kit Endless) Деревянный Ящик для Kit Endless (только для Kit Endless)	A6NZ	296x141x25(h) cm	65kg											120x278x0,6 cm	5	16,68 mq
															160x160	Wooden A-Frame Cavalletto di Legno Chevalet en Bois A-Bock Holz Caballete de Madera Деревянная А-Опора	AØ5L
					160x160	Wooden A-Frame Cavalletto di Legno Chevalet en Bois A-Bock Holz Caballete de Madera Деревянная А-Опора	AØ5M	170x75x200(h) cm	84kg								
										160x320 RT 162x324 159x324	Wooden Crate Cassa di legno Caisse en Bois Holzbox Caja de Madera Деревянный Ящик	IMCC	344x175x37(h) cm	139kg			
162x324x0,6 cm	14	73,48 mq															
162x324x1,2 cm	8	40,96 mq															
162x324x2,0 cm	4	20,99 mq															
160x320 RT 162x324 159x324	Wooden A-Frame Cavalletto di legno Chevalet en Bois A-Bock Holz Caballete de Madera Деревянная А-Опора	IMCG	330x75x195(h) cm	173kg	159x324x2,0 cm	4	20,60 mq										
					160x320x0,6 cm	42	215,04 mq										
					162x324x0,6 cm	42	220,45 mq										
					162x324x1,2 cm	22	112,64 mq										
160x320 RT 162x324 159x324	Iron A-Frame Cavalletto di ferro Chevalet en Fer A-Bock Metall Caballete de Hierro Металлическая Опора	IMCH	330x75x195(h) cm	176kg	162x324x2,0 cm	12	62,99 mq										
					159x324x2,0 cm	12	61,82 mq										
					160x320x0,6 cm	42	215,04 mq										
					162x324x0,6 cm	42	220,45 mq										
162x324 159x324	Bundles Only from Verona warehouse	TRAP	-	30-40kg	162x324x1,2 cm	22	112,64 mq										
					162x324x2,0 cm	12	62,99 mq										
					159x324x2,0 cm	12	61,82 mq										
					162x324x2,0 cm	12	63,00 mq										
162x324 159x324	Bundles Only from Verona warehouse	TRAP	-	30-40kg	160x320x0,6 cm	-	-										
					162x324x0,6 cm	-	-										
					162x324x1,2 cm	18	94,50 mq										
					162x324x2,0 cm	12	63,00 mq										
162x324 159x324	Bundles Only from Verona warehouse	TRAP	-	30-40kg	159x324x2,0 cm	12	61,82 mq										

Large Sizes General packing and weight - Grandi Formati, Imballi e Pesi - Grands formats, Emballage et poids - Grossformate, Verpackung und Gewicht - Grandes Formatos, Pesos y embalaje - Большие Форматы, Упаковка и вес

20' Container - Container 20 Piedi - Conteneur 20' - Contenedor de 20 Pies - 20' Контейнер 5,90x2,32x2,35(h) m	
Full 120x240 cm	nr. 11 crates - casse - caisses - Anzahl Holzboxen - cajas - количество ящиков 120x240 cm + 2 A-Frame - cavalletti - chevalets - Anzahl A-Böcke - caballetes - количество опор 120x240 cm
Full 120x120 cm	nr. 12 crates - casse - caisses - Anzahl Holzboxen - cajas - количество ящиков 120x120x0,9 cm + 5 A-Frame - cavalletti - chevalets - Anzahl A-Böcke - caballetes - количество опор 120x120x0,9 cm
Full 120x278 cm	nr. 6 A-Frame - cavalletti - chevalets - Anzahl A-Böcke - caballetes - количество опор 120x278 cm
Full 120x278 cm	nr. 11 crates - casse - caisses - Anzahl Holzboxen - cajas - количество ящиков 120x278 cm + 2 A-Frame - cavalletti - chevalets - Anzahl A-Böcke - caballetes - количество опор 120x278 cm
Full 160x320 cm	nr. 5 crates - casse - caisses - Anzahl Holzboxen - cajas - количество ящиков 160x320 cm (+ 4 spaces - spazi - places - Leerzeichen - espacios - пробелов 80x120 cm)
Full 160x320 cm	nr. 3 A-Frame - cavalletti - chevalets - Anzahl A-Böcke - caballetes - количество опор 160x320 cm (+ 4 spaces - spazi - places - Leerzeichen - espacios - пробелов 80x120 cm)
Full 160x160 cm	nr. 15 crates - casse - crates - crates - crates - crates 160x160 cm
Full 160x160 cm	nr. 9 A-Frame - cavalletti - chevalets - Anzahl A-Böcke - caballetes - количество опор 160x160 cm

40' Container - Container 40 piedi - Conteneur 40' - Contenedor de 40 Pies - 40' Контейнер 11,90x2,32x2,35(h) m	
Full 120x240 cm	nr. 12 A-Frame - cavalletti - chevalets - Anzahl A-Böcke - caballetes - количество опор 120x240 cm
Full 120x240 cm	nr. 21 crates - casse - caisses - Anzahl Holzboxen - cajas - количество ящиков 120x240 cm + 4 A-Frame - cavalletti - chevalets - Anzahl A-Böcke - caballetes - количество опор 120x240 cm
Full 120x120 cm	nr. 24 crates - casse - caisses - Anzahl Holzboxen - cajas - количество ящиков 1200x1200 cm
Full 120x278 cm	nr. 12 A-Frame - cavalletti - chevalets - Anzahl A-Böcke - caballetes - количество опор 120x278 cm
Full 120x278 cm	nr. 21 crates - casse - caisses - Anzahl Holzboxen - cajas - количество ящиков 120x278 cm + 4 A-Frame - cavalletti - chevalets - Anzahl A-Böcke - caballetes - количество опор 120x278 cm
Full 160x320 cm	nr. 15 crates - casse - caisses - Anzahl Holzboxen - cajas - количество ящиков 160x320 cm
Full 160x320 cm	nr. 9 A-Frame - cavalletti - chevalets - Anzahl A-Böcke - caballetes - количество опор 160x320 cm
Full 160x160 cm	nr. 27 crates - casse - caisses - Anzahl Holzboxen - cajas - количество ящиков 160x160 cm
Full 160x160 cm	nr. 14 A-Frame type 2 - cavalletti tipo 2 - A-Frame type 2 - chevalets type 2 - Anzahl A-Böcke Typ 2 - caballetes tipo 2 - количество опор тип 2 60x160 cm

Truck, maximum loadable weight - Camion, peso massimo caricabile Camion, poids maximum chargeable - LKW maximal ladbares Gewicht - Camión, peso máximo cargable - Грузовик, максимальная загрузка		30 Ton.
Full 120x240 cm	nr. 25 crates - casse - caisses - Anzahl Holzboxen - cajas - количество ящиков 120x240 cm	
Full 120x120 cm	nr. 24 crates - casse - caisses - Anzahl Holzboxen - cajas - количество ящиков 120x120 cm	
Full 120x278 cm	nr. 20 crates - casse - caisses - Anzahl Holzboxen - cajas - количество ящиков 120x278 cm	
Full 160x320 cm	nr. 18 crates - casse - caisses - Anzahl Holzboxen - cajas - количество ящиков 160x320 cm	
Full 160x320 cm	nr. 9 A-Frame - cavalletti - chevalets - Anzahl A-Böcke - caballetes - количество опор 160x320 cm	
Full 160x160 cm	nr. 27 crates - casse - caisses - Anzahl Holzboxen - cajas - количество ящиков 160x160 cm	
Full 160x160 cm	nr. 16 A-Frame - cavalletti - chevalets - Anzahl A-Böcke - caballetes - количество опор 1600x1600	

The quantities loaded must take into account the weight (in order not to exceed the maximum weight limits) - IL CALCOLO DEVE TENERE CONTO DEL PESO (IN MODO DA NON ECCEDERE I LIMITI DI PORTATA). - Le calcul doit prendre en compte le poids (afin de ne pas dépasser les limites). Die Verpackungsanzahl muss für das Gesamtgewicht berücksichtigt werden. El cálculo debe tener en cuenta el peso (para no exceder los límites de capacidad). Необходимо учитывать общий вес (во избежание его превышения).

INDEX



APPLICATIONS



SURFACE RANGE



IMAGE GALLERY



PRODUCT RANGE



SLABS FOR COUNTERTOPS & FURNITURE



RANGE SUMMARY



TECHNICAL SPECIFICATIONS



Notes

• **The various graphics of the product are distributed randomly in the boxes, without the possibility of choosing between the available patterns.** / All'interno delle casse, le varie grafiche del prodotto sono distribuite in modo casuale, senza possibilità di scelta tra i pattern disponibili. / A l'intérieur delle caisses, les différents graphismes du produit sont distribués en mode aléatoire, sans possibilité de choix entre les motifs disponibles. / Die Kisten enthalten die verschiedenen Grafiken des Artikels nach dem Zufallsprinzip, ohne dass Sie zwischen den einzelnen Motiven wählen können. / En el interior de las cajas, los distintos gráficos de los productos se distribuyen de forma aleatoria, sin que se pueda elegir el patrón disponible. / Рисунки распределены в ящиках в случайном порядке, без возможности выбора из доступных рисунков.

▲ **For best results it is recommended to follow one of the following laying patterns.** / Per un risultato estetico ottimale si consiglia di seguire uno dei seguenti schemi di posa. / Nous vous invitons à respecter un des schémas de pose suivants pour un résultat esthétique optimal. / Für ein optisch optimales Resultat empfehlen wir, eines der nachstehenden Verlegemuster zu befolgen. / Para obtener un mejor resultado estético, es aconsejable seguir uno de los siguientes esquemas de colocación. / Для достижения наилучшего эстетического результата рекомендуется использовать одну из следующих схем укладки.

• **Calacatta Extra Endless is composed of four graphics with vein continuity, but are distributed randomly in the boxes, without the possibility of choosing between the available patterns.** / Calacatta Extra Endless è composto da quattro grafiche con continuità di vena, ma all'interno delle casse queste sono distribuite in modo casuale, senza possibilità di scelta tra i pattern disponibili. / **Calacatta Extra Endless** est composé de quatre graphismes avec les veinures en continuité, mais celles-ci sont distribuées en mode aléatoire à l'intérieur delle caisses, sans possibilité de choix entre les motifs disponibles. / **Calacatta Extra Endless** besteht aus vier Grafiken mit durchlaufender Aderung; diese sind jedoch in den Kisten nach dem Zufallsprinzip enthalten, ohne dass Sie zwischen den einzelnen Motiven wählen können. / **Calacatta Extra Endles** se compone de cuatro gráficos con continuidad de vetas, pero en el interior de las cajas están distribuidos de forma aleatoria, sin que se pueda elegir el patrón disponible. / **Calacatta Extra Endless** состоит из четырех рисунков с непрерывными прожилками, но они распределены в ящиках в случайном порядке, без возможности выбора из доступных рисунков.

■ **The Endless Kit contains all the graphics of the product with vein continuity, ensuring that all the numbered faces in the composition can be found in a single box. The number of the graphic – G1, G2, G3, etc – is printed on the side and indicated with an adhesive label placed on the slab. To reconstruct the surface with continuous veins, simply lay the tiles in numerical progression: G1, G2, G3 and so on.** / Il Kit Endless contiene tutte le grafiche del prodotto con continuità di vena; garantisce in un'unica cassa tutte le facce numerate che creano la composizione. Il numero della grafica, indicato come G1, G2, G3, ecc. viene stampato sulla costa del lato 278 e indicato con un adesivo posto sulla lastra. Per ricostruire la superficie con continuità di vena è sufficiente posare le lastre in progressione numerica: G1, G2, G3, ecc. / **Le Kit Endless** contient tous les graphismes du produit avec la continuité des veinures; il garantit, dans une seule caisse, toutes les faces numérotées qui créent la composition. Le numéro du graphisme, indiqué comme G1, G2, G3, etc. est imprimé sur le bord du côté 278 et indiqué avec un adhésif apposé sur la dalle. Pour reconstruire la surface avec les veinures en continuité, il suffit de poser les dalles en progression numérique: G1, G2, G3, etc. / **Kit Endless** umfasst alle Grafiken des Produkts mit durchlaufender Aderung und damit alle nummerierten Oberflächen, aus denen sich die Komposition zusammensetzt, garantiert in einer einzigen Kiste. Die Nummer der Grafik, d.h. G1, G2, G3 etc., ist auf der Kante der 278 cm langen Seite aufgedruckt und auch mit einem Klebeetikett auf der Platte angegeben. Um das Gesamtbild mit durchlaufender Aderung zusammenzusetzen, werden die Platten einfach in numerischer Reihenfolge verlegt: G1, G2, G3 usw. / El **Kit Endless** contiene todas las caras del producto con continuidad de vetas, garantiza contar en una sola caja con todas las caras numeradas que forman la composición. El número del gráfico, indicado como G1, G2, G3, etc., está impreso en el borde del lado 278 y se indica mediante un adhesivo en la losa. Para reconstruir la superficie con continuidad de vetas, basta con colocar las losas en progresión numérica: G1, G2, G3, etc. / **Kit Endless** – это комплект, который содержит все плиты, необходимые для составления композиции с непрерывным рисунком прожилок. Все плиты пронумерованы и находятся в одном ящике. Номер плиты, обозначенный как G1, G2, G3 и т.д., напечатан на торце грани 278 и указан также на наклейке в углу плиты. Чтобы при облицовке создать рисунок с непрерывающимися прожилками, необходимо просто уложить плиты в последовательности: G1, G2, G3 и т.д.

Codes A and B are sold separately. / I codici A e B sono venduti singolarmente. / Les codes A et B sont vendus individuellement. / Die Codes A und B sind einzeln erhältlich.

/ Los códigos A y B se venden individualmente. / Коды A и B продаются по отдельности.

Minor misalignments in the continuity of the veins between different graphics is normal for this type of product. / Eventuali piccoli disallineamenti nella continuità delle venature tra grafiche diverse sono una caratteristica intrinseca di questa tipologia di prodotto. / Les éventuels petits désalignements de la continuité des veinures entre différents graphismes sont une caractéristique intrinsèque de cette typologie de produit. / Eventuelle kleine Versätze im Verlauf der Aderungen zwischen unterschiedlichen Grafiken sind charakteristisch für dieses Produkt. / Cualquier pequeño desalineado en la continuidad de las vetas entre diferentes gráficos es una característica intrínseca de este tipo de productos. / Возможные небольшие смещения рисунка прожилок на стыке плит являются характеристикой данного вида изделий.

Atlas Concorde reserves the right to modify any product without notice and will not be liable for any direct or indirect damage resulting from such modifications. / Atlas Concorde si riserva di modificare i prodotti senza preavviso, declinando ogni responsabilità su eventuali danni diretti o indiretti derivanti da eventuali modifiche. / Atlas Concorde se réserve le droit de modifier ses produits sans préavis et décline toute responsabilité concernant les éventuels dommages directs ou indirects qui pourraient dériver de ces modifications / Atlas Concorde behält sich das Recht vor jederzeit und ohne vorherige Ankündigung, die Produkte zu verändern, und lehnt jede Haftung bei direkten oder indirekten Schäden ab, die von diesen Veränderungen herrühren / Atlas Concorde se reserva el derecho de modificar los productos sin previo aviso, rechaza cualquier responsabilidad sobre eventuales daños directos o indirectos derivados de eventuales modificaciones / Atlas Concorde оставляет за собой право изменять характеристики изделий без предварительного уведомления, отклоняя при этом любую ответственность за прямые или косвенные убытки, возникшие в результате изменений.

Colours and optical features of the materials illustrated in this catalogue are to be regarded as mere indications. / I colori e le caratteristiche estetiche dei materiali illustrati nel presente catalogo sono da ritenersi puramente indicativi. / Les coloris et les caractéristiques esthétiques des références illustrées dans le catalogue sont donnés à titre purement indicatif / Die Farben und die ästhetischen Eigenschaften der in diesem Katalog abgebildeten Produkte sind als reine Richtwerte zu betrachten / Los colores y las características estéticas de los materiales ilustrados en el presente catálogo deben ser considerados como puramente indicativos / Цвета и эстетические характеристики описанных в настоящем каталоге материалов являются только ориентировочными.

For information and details relating to codes, packaging and weight it is recommended to refer to the latest pricelist. / Per le informazioni e i dati relativi a codici, imballaggi e pesi occorre sempre consultare l'ultimo listino aggiornato e in vigore. / Pour toutes informations et renseignements concernant les codes, les emballages et les poids, il y a toujours lieu de consulter le dernier tarif en vigueur et mis à jour / Für Informationen und Daten die den Code, die Verpackung und das Gewicht betreffen bitte die aktuellste Preisliste zugrunde legen / Para acceder a la información y a los datos relativos a códigos, embalajes y pesos hay que consultar siempre la última lista de precios actualizada y vigente / Для информации о кодах, упаковках и весе обращайтесь к последнему действующему прайс-листу.

Ceramic products can have slight variations in tone. Check with the sales representative for the possibility of combining production lots, formats, decorations and special pieces.

/ Il prodotto ceramico può essere leggermente variabile in termini di toni. Verificare con il referente commerciale l'abbinabilità sia tra i lotti produttivi che tra i formati e i decori o i pezzi speciali. / Le produit céramique peut légèrement différer sur l'aspect de la couleur. Vérifier avec le référent commercial que l'assortiment soit entre les lots de fabrication qu'entre les formats et les décors ou les pièces spéciales / Im keramischen Produkt sind Abweichungen von Farbtön möglich. Wenden Sie sich bitte an den Verkaufsleiter, um zu überprüfen, wie man die verschiedenen Posten, Formate, Dekore oder Spezialteile miteinander kombinieren kann / El producto cerámico puede variar levemente en lo que respecta a los tonos. Consulte con el representante de ventas la combinación entre los lotes producidos y entre los formatos y las decoraciones o las piezas especiales / Керамические изделия разных партий могут слегка отличаться по тону. Проверьте вместе с торговым представителем сочетаемость с изделиями других партий, а также с форматами, декоративными или специальными элементами.

Polished, Velvet, and silk finishes are recommended for low-stress residential or commercial floors where anti-slip performance is not required. The surface's shine and superior ease of cleaning are the result of in-depth studies and extensive technical research aimed at ensuring its durability over time. If the product is in direct contact with the outside, use moisture and dirt absorption devices to prevent scratches. / Le finiture lappata, Velvet e silk sono indicate per pavimenti residenziali o commerciali poco sollecitati, laddove non siano richieste prestazioni antiscivolo. La lucentezza e l'elevata facilità di pulizia della superficie sono frutto di studi approfonditi e accurate ricerche tecniche volte a garantirne la persistenza nel tempo. Se il prodotto è a diretto contatto con l'esterno, prevedere dei dispositivi di assorbimento dell'umidità e dello sporco per prevenire la formazione di graffi. / Les finitions Velvet et Silk conviennent aux sols résidentiels ou commerciaux à faibles contraintes, où la performance antidérapante n'est pas requise. La brillance et la grande facilité de nettoyage de la surface sont le résultat d'études approfondies et de recherches techniques précises visant à assurer sa persistance dans le temps. Si le produit est en contact direct avec l'extérieur, prévoyez des dispositifs d'absorption de l'humidité et de la saleté pour éviter la formation de rayures. / Die Oberflächenversionen Velvet und Silk eignen sich für Bodenbeläge in Wohnbereichen bzw. in gering beanspruchten Gewerberäumen, wenn keine Rutschfestigkeit erforderlich ist. Der Glanz und die einfache Reinigung der Oberfläche sind das Resultat eingehender technischer Studien, mit denen die langfristige Beständigkeit sichergestellt wurde. Kommt das Produkt direkt mit der externen Umgebung in Kontakt, so sind Feuchtigkeit und Schmutz mit geeigneten Mitteln aufzunehmen, um Kratzer zu vermeiden. / Los acabados pulido, Velvet y silk son adecuados para pavimentos residenciales y comerciales con poco tráfico, donde no se requiere un efecto antideslizante. El brillo y la gran facilidad de limpieza de la superficie son el resultado de profundos estudios e investigaciones técnicas precisas para asegurar su persistencia en el tiempo. Si el producto está en contacto directo con el exterior, proporcionar dispositivos de absorción de humedad y suciedad para evitar arañazos. / Лаппатированная поверхность и поверхности Velvet и Silk рекомендованы для полов жилых и коммерческих помещений с невысокой интенсивностью эксплуатации, в которых от покрытий не требуется характеристик сопротивления скольжению. Блеск и легкая очищаемость являются результатом глубоких исследований, направленных на создание долговечного материала. Если плитка находится в непосредственном контакте с наружной средой, необходимо предусмотреть устройства поглощения влаги и грязи во избежание образования царапин.


[INDEX](#)

[APPLICATIONS](#)

[SURFACE RANGE](#)

[IMAGE GALLERY](#)

[PRODUCT RANGE](#)

[SLABS FOR COUNTERTOPS & FURNITURE](#)

[RANGE SUMMARY](#)

[TECHNICAL SPECIFICATIONS](#)




Porcelain tiles: a safe choice



FIREPROOF
Non brucia

ECO-FRIENDLY
Ama l'ambiente

DISCOVER
MORE



RECYCLABLE
Riciclabile

VERSATILE
Versatile

SAFE
Sicuro

LONG LASTING
Dura a lungo

**EASY TO CLEAN
AND DISINFECT**
Facile da pulire e sanificare

RESISTANT
Resistente

ZERO PVC
Zero PVC

HYGIENIC
Igienico



Ceramiche Atlas Concorde S.p.A.
Via Canaletto 141
41042 Spezzano di Fiorano (MO) - Italia

Copyright 2023 by Ceramiche Atlas Concorde S.p.A
(41042 Spezzano di Fiorano (MO) - Italia)
December 2023