

# LINK

---

*Simply Concrete*




# LINK

---

## COLORI FREDDI

---

*cold colors*



**6**  
ICE



**8**  
ASH



**10**  
STORM

# LINK

---

## COLORI CALDI

---

*warm colors*



**12**  
VANILLA



**14**  
CROISSANT



**16**  
COFFEE



**“SE FAI QUALCOSA E RISULTA ABBASTANZA BUONA,  
DOVRESTI ANDARE AVANTI E FARE QUALCOSA DI  
MERAVIGLIOSO, NON ASPETTARE TROPPO.  
PENSA SOLO ALLA PROSSIMA COSA.”  
(S.Jobs)**

*“If you do something and it turns out pretty good, then you should  
go do something else wonderful, not dwell on it for too long. Just  
figure out what’s next.”  
(S.Jobs)*

**LINK**

*Indoor Solution*



ICE 90X90 RETTIFICATO



ICE 90X90 RETTIFICATO



ICE 30X60 RETTIFICATO



ASH 30X60 RETTIFICATO





ASH 60X60 RETTIFICATO



STORM 90X90 RETTIFICATO / ICE 90X90 RETTIFICATO



ESAGONE 23X20 COLD COLORS & DECORS / STORM 60X60 RETTIFICATO



VANILLA 90X90 RETTIFICATO / ICE 30X60 RETTIFICATO



VANILLA 30X60 / 60X60 RETTIFICATO



CROISSANT 90X90 RETTIFICATO



CROISSANT 60X60 RETTIFICATO



COFFEE 60X60 RETTIFICATO







COFFEE 30X30 MOSAICO 5X5

GRES PORCELLANATO IMPASTO COLORATO / COLORED BODY PORCELAIN STONEWARE / GRÈS CERAME COLORÈ DANS LA MASSE / FEINSTEINZEUG, GEFÄRBTE TON

COLORI FREDDI / COLD COLORS .....



FORMATI / SIZES .....



90X90 RETTIFICATO . 36"x36"



60X60 RETTIFICATO . 24"x24"



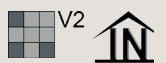

30X60 RETTIFICATO . 12"x24"



ESAGONA 23X20 . 9"x8"

GRES PORCELLANATO IMPASTO COLORATO / COLORED BODY PORCELAIN STONEWARE / GRÈS CERAME COLORÈ DANS LA MASSE / FEINSTEINZEUG, GEFÄRBTE TON


## COLORI CALDI / WARM COLORS



# LINK STORM

GRES PORCELLANATO IMPASTO COLORATO / COLORED BODY PORCELAIN STONEWARE / GRÈS CERAME COLORÈ DANS LA MASSE / FEINSTEINZEUG, GEFÄRBTE TON

**SVILUPPO GRAFICO / GRAPHIC DEVELOPMENT** .....




# LINK

GRES PORCELLANATO IMPASTO COLORATO / COLORED BODY PORCELAIN STONEWARE / GRÈS CERAME COLORÈ DANS LA MASSE / FEINSTEINZEUG, GEFÄRBTE TON


## DECORI E PEZZI SPECIALI - COLORI FREDDI / DECORS AND SPECIAL PIECES - COLD COLORS .....



**MOSAICO ICE**  
30X30 . 12"x12"  
5X5 . 2"x2"



**MOSAICO ASH**  
30X30 . 12"x12"  
5X5 . 2"x2"




**MOSAICO STORM**  
30X30 . 12"x12"  
5X5 . 2"x2"


## DECORI E PEZZI SPECIALI - COLORI CALDI / DECORS AND SPECIAL PIECES - WARM COLORS .....



**MOSAICO VANILLA**  
30X30 . 12"x12"  
5X5 . 2"x2"



**MOSAICO CROISSANT**  
30X30 . 12"x12"  
5X5 . 2"x2"



**MOSAICO COFFEE**  
30X30 . 12"x12"  
5X5 . 2"x2"




ESAGONE 23X20 WARM COLORS & DECORS / COFFEE 90X90 RETTIFICATO

GRES PORCELLANATO SMALTATO / GLAZED PORCELAIN STONEWARE / GRÈS CERAME ÉMAILLÉ / GLASIERTES FEINSTEINZEUG

## ESAGONE E DECORI COLORI FREDDI / HEXAGON AND DECORS - COLD COLORS



**ESAGONA ICE**  
23X20 . 9"x8"



**ESAGONA STORM**  
23X20 . 9"x8"


### ESAGONE MIX COLD



**DECORO ESAGONA  
ICE / STORM**  
23X20 . 9"x8"



**DECORO ESAGONA  
STORM / ASH**  
23X20 . 9"x8"



**DECORO ESAGONA  
ICE / ASH**  
23X20 . 9"x8"

## ESAGONE E DECORI - COLORI CALDI / HEXAGON AND DECORS - WARM COLORS



**ESAGONA VANILLA**  
23X20 . 9"x8"



**ESAGONA COFFEE**  
23X20 . 9"x8"

### ESAGONE MIX WARM



**DECORO ESAGONA  
VANILLA / COFFEE**  
23X20 . 9"x8"



**DECORO ESAGONA  
CROISSANT / VANILLA**  
23X20 . 9"x8"



**DECORO ESAGONA  
COFFEE / CROISSANT**  
23X20 . 9"x8"










# TECHNICAL INDEX










---

*indice  
tecnico*

IMBALLI E PESI / PACKING AND WEIGHT	26
CARATTERISTICHE TECNICHE / TECHNICAL FEATURES	27
POSA CORRETTA DEI PAVIMENTI / CORRECT FLOOR LAYING	28

## LINK

FORMATO / SIZE / FORMAT / FORMAT	 PCS	 MQ	 KG	 BOX	 MQ
<b>90X90 . 36"x36" RETTIFICATO</b>	2	1,62	36,93	20	32,40
<b>60X60 . 24"x24" RETTIFICATO</b>	3	1,08	22,81	32	34,56
<b>30X60 . 12"x24" RETTIFICATO</b>	6	1,08	24,00	32	34,56
<b>23X20 . 9"x24" ESAGONA</b>	9	0,315	6,975	120	37,80
<b>7X60 . 27/8"x24" BATTISCOPIA RETTIFICATO</b>	20	-	19,00	42	-
<b>30X30 . 12"x12" MOSAICO 5X5 . 2"x2"</b>	11	1,00	17,50	30	30,00

	CARATTERISTICHE TECNICHE TECHNICAL SPECIFICATION	NORMA REGULATION	VALORE PRESCRITTO DALLA NORMA EN 14411 ISP 13006 REQUIRED STANDARDS	LINK
	RESISTENZA AL GELO FROST RESISTANCE	UNI EN ISO 10545-2 ASTM C1026	RESISTENTI RESISTANT	<b>INGELIVO</b>
	RESISTENZA ALL'ABRASIONE RESISTANCE TO ABRASION	UNI EN ISO 10545-7	PEI	VALORE A SECONDA DEI COLORI DEPENDING ON THE COLORS
	RESISTENZA ALLO SCIVOLAMENTO SLIP RESISTANCE	DIN 51130	R	<b>IN R9</b>
	COEFFICIENTE DI ATTRITO DINAMICO DYNAMIC COEFFICIENT OF FRICTION	ANSI A137-1:2012	≥ 0,42	<b>M &gt; 0,63</b>
	DUREZZA MOHS HARDNESS IN MOHS DEGREES	UNI EN 101-1992	MOHS	<b>5</b>
	ASSORBIMENTO D'ACQUA WATER ABSORPTION	UNI EN ISO 10545-3	≤ 0,5 %	<b>0,08%</b>
	RESISTENZA ALLE MACCHIE RESISTANT TO STAINING	UNI EN ISO 10545-14	SMALTATI ≥ 3	<b>5</b>
	RESISTENZA CHIMICA CHEMICAL RESISTANCE	UNI EN ISO 10545-13	≤ GB	<b>A / LA</b>
	RESISTENZA AGLI SBALZI TERMICI RESISTANCE TO THERMAL SHOCKS	UNI EN ISO 10545-9	RESISTENTI RESISTANT	<b>RESISTENTE</b>



30X60



60X60



90X90



ESAGONA



